

CLINKERS

OFFICIAL NEWSLETTER OF THE NEW JERSEY DIVISION,
MID-EASTERN REGION, NATIONAL MODEL RAILROAD ASSOCIATION

JANUARY 7, 2012

Volume 23 Number 1

IN THIS ISSUE

View From the Cab	2
Achievement Program News	3
Clinic Spotlight	4
NJ Division Modular News	5
Schedules	6
Meet Maps and Directions	8
Friday Night Layout Tour Maps	9
Color Version Extras	13

Work in Progress Clinics Provide Many Choices at the January Meet

John V. Gallagher, Director, Clinics Coordinator

The January meet will follow the Work in Progress format. Members may remember the WIP at the 2009 Delanco meet and a similar clinic session during the Princeton Junction 2010 MER Convention.

For those unfamiliar with WIP, the clinics provide the member with choices of topics. Instead of the traditional one-size-fits-all clinic presented to all members, the WIP consists of four 30 minute sessions of simultaneous clinics. We set up the meet room with eight

or more stations. At each location, a clinician either presents a continuous project, or offers a 30 minute clinic. For the repeated 30 minute clinics, a bell will signal the beginning and end of each clinic session. For continuous projects, the bell has no real meaning. Members should feel free to join or leave any clinic at any time. The repeated clinics will start over for each 30 minute session with a five minute break in between..

Here is how you can help make it work. So far, for this meet, eight members from the New Jersey and Philadelphia Divisions volunteered to offer clinics. Check the listing of clinic topics and presenters on page 7. Preview the list and tentatively select the four clinics you want to attend. Then select alternates. Because the Philadelphia Division will be joining us, we will have a crowd! If you can't comfortably find a spot for a clinic, please go to another clinic from your selected preferences or alternates and wait until the next session, 35 minutes away.

The clinics provide up close and personal opportunities for you to see demonstrations clearly and ask questions during the clinic.

The clinicians will usually follow a planned presentation but feel free to ask question. It is informal, inter-

See Clinics on page 6



Hinkle Feed Mill is only one of many superb models on Bill Rose's railroad. See it Friday night on the layout tour!

NEXT DIVISION MEET

Saturday, January 7, 2012

9:00 AM to 12:00

Haddon Twp. High School
406 Memorial Dr.
Haddon Twp. NJ 08108

Contest:

Detailed & weathered gondolas

Clinics:

Work in progress format with eight simultaneous clinics. Come and go as your interest dictates!

Layout Tour: 1:00 pm to 5:00 pm

Swap tables:

Contact Bob Clegg
856 696 0463
BobcatCS@comcast.net

NEXT BOARD MEETING

February 21, 2012

Host: John Gallagher
Gallagherjv39@verizon.net
856 228 2239

All members are invited. Please let us know if you plan to attend.

VIEW FROM THE CAB

Bob Clegg

Thank you to all those who took the time to send in your division survey. It helps to know what you think we're doing well and what needs to be added, changed, or deleted from the division meets.

It looks like the vast majority of the 90 or so responders think we're headed in the right direction. One of the areas that you'd like to see changed is the amount of unstructured time, time for coffee, conversation, and checking out the sales tables. The down side, of course, is that there's correspondingly less time for clinics. Our goal then is to find a balance. We will try to keep the clinics to about two hours, which allows a hour, albeit in bits and pieces for the other stuff.

The Work in Progress style clinics at the January meet will have this unstructured approach throughout. Join in whatever clinic interests you, and leave at your discretion.

The clinic section of the survey showed that your most interested in modeling of both structures and rolling stock, prototype information and operations.

The meet schedule for the remainder of this year has all of that. Four of the eight WIP clinics will deal with scenery and weathering techniques. The March meet will feature a presentation of prototype information, and the May meet clinics will be on model building.

With the great success of the clinic on operations given by Joe Calderone and the follow up

hands on operating session on Dick Genthner's railroad, we also place to schedule more of that type of clinic in the future.

Before the last couple of meets, I received requests from some members for rides to the meets. These came from folks who, for one reason or another, couldn't get there on their own.

This has me thinking that perhaps we should set up carpools for the meets. This would help the aforementioned members, and it would also help the environment and our wallets by cutting down on the number of vehicles traveling to the meets. So, here's my offer:

If you need a ride, if you have an extra seat or two in your vehicle to offer a ride, or if you'd like to set up your own carpool group, give me a call or an email with your name and the general area that you are in or from which you'd be willing to gather folks. I'll set up a spread sheet and try to match drivers and riders. I'll then notify the parties involved and you can make your own arrangements. There's no reason the railroading ahs to wait until you're in the building!


Last year I showed the group a prototype of a very inexpensive i.e. less than a buck each, turnout control that I was building. I've made a few important improvements to the design of that control.

For instance, I've found that Pop Rivets work MUCH better than super glue! Also, the throw

of the unit was not long enough for some turnouts, particularly, those Custom Line units from Atlas.

If you stop by my clinic station at the January meet, I'll show you how the units have been improved, and how cheaply, quickly, and easily they go together.

Try to stop by, but in case you don't get the opportunity, here are a few of photos of the units installed on my new railroad.



ACHIEVEMENT PROGRAM NEWS

PJ MATTSON, MMR & DICK GENTHNER, MMR

As the years pass, time seems to go by so much faster. Can you imagine that it is almost 2012? This article is being written in early December to meet the *Clinkers* deadline for articles for the January issue. In thinking about the end of this year, it seems like a good time to look back to see what happened during the past year in the Achievement Program here in the New Jersey Division. So let's take a look.

The high point must certainly be that PJ Mattson earned a MOTIVE POWER certificate which completed all of the requirements for him to become a Master Model Railroader. He is now MMR #467.

We also had two other members earn AP certificates during 2011. Tom Griffiths earned the AUTHOR certificate and Roger Thomas earned the ELECTRICAL certificate. Both of these awards were presented during the 2011.

We also have a number of members working on other certificates which have been sent to NMRA HQ for final review: Frank Neufeld has sent in his paperwork for SCENERY, Bill Howard has for CHIEF DISPATCHER and Bob Clegg for AUTHOR. These have been approved and we are awaiting arrival of the certificates.

We also have several members associated with the New Jersey Division, but who actually live in the Garden

State Division, and who have been busy in the Achievement Program.


Joe Calderone has sent in his paper work for the VOLUNTEER certificate, and Jim Homoki and Jerry Kronengold have each received the Golden Spike Award during 2011. These awards actually will be counted as part of the North Eastern Region Achievement Program results for 2011. Congratulations to all of you!

Looking ahead, some time in 2012, I will be presenting a clinic on the AP, including a talk about scratch building one of those cardboard side refrigerated cars that the division distributed in 2011.

I will also show how to write up this scratch building effort in order to get the car judged under the AP rules. This will include an explanation on judging and YOU will be the judges for the cardboard side model!

The car is finished right now along with the necessary paperwork, so when the clinic is presented we'll find out if it would win a MERIT award for cars under the AP rules.

Of course throughout the coming year we will be available to help you with the Achievement Program. One thing about the growing number of award winners and certificate holders in the New Jersey Division is that each of these members promises as part of his work to help other members to get that same award. So you see we have a growing number of "experts" ready to help you no matter what AP area you want to work in. You just need to contact us. We are waiting to hear from you.

Happy New Year to you all and have lots of fun in model railroading during the year head. 



Roger Thomas, right, accepting his AP certificate of achievement for Electrical from Dick Genthner

PJ Mattson, MMR
pjmattson@comcast.net
856 467 0421

Dick Genthner, MMR
agent1@optonline.net
732 462 0216

**ACHIEVEMENT PROGRAM
GOLDEN SPIKE AWARD
APPLICATION FORM
is on page 16 in *Color Version Extras*.**

CLINIC SPOTLIGHT

Joe Calderone



As you may recall, during our September Division meet I presented a clinic on my observations and thoughts on model railroad operations. This has been an area of the hobby which has captured much of my interest. I have, in fact, turned into sort of an ops junkie.

During the clinic I had made an offer to continue the clinic with an operations session to be hosted by Dick Genthner. Dick's Arpee and Western is a large HO scale layout with a comfortable crew lounge. After calling the crew and settling on a date we held the session on October 22 from 10:00 am to 1:00pm. Of the 15 who signed up we actually had 13 folks able to join us. This was certainly a great turnout! For the most part the crew arrived early and was eager to get going.



Dick and Joe briefing the crews

After an overview of the ops session by Joe, Dick gave the crew an explanation of his waybill system, the Lenz DCC and telephone com-

munications systems, history of the A&W railroad and general items needed to bring the railroad to life. To help with the session we had some of Dick's regular crew available to assist the crews as needed, Bill Howard, Jim Homoki, Dick and yours truly.

There were several positions that we needed to fill immediately and Frank Neufeld bravely volunteered to dispatch the session, while Bob Clegg and Tom Griffiths signed on for the Arpee Yard crew, a key junction on the railroad. The remaining operators were paired as engineer and conductor to handle the various freights and passenger trains.



Frank getting familiar with the dispatcher's panel

The crews included Jack Moore, Michael Mosher, John Vogler, Walt Koehler, Neil Baker, Bob Hans, Grant Cunningham, Ron Baile, Chuck Higdon and Bill Grosse.

Overall Dick reported that 14 of 26 daily trains were run during the session which covered a

fast time of 12 hours on Dick's 6 to 1 fast clock.


We finished up the session with the customary debriefing of what worked, what didn't and answered other questions the crew had. This was all followed with a pizza lunch and some laughs. Dick also handed out a receipt to the operators to track their time on the railroad to use for their advancement points need for the Dispatcher AP certificate.

In addition we were treated by preview of su-



Mike and Grant work a local at Ontario

per model of a private HO scale business car that Tom Griffiths had scratch built. This model won a merit award at a recent NMRA convention in England!

I think this clinic and Ops session really speaks to the intended essence of the hobby, to share what we do and create opportunities to give back, stealing a line from a popular movie "build it and they will come." 

MODULAR MODELING IN THE NEW JERSEY DIVISION

Mike McNamara

Greetings and Happy New Year! I hope this year sees you meeting your model railroad goals. And if one of those goals is to start building a layout, or specifically build a module, great! As always if you have any questions about building a Free-mo style module, as stand-alone or part of a layout, I am here to help you with your questions and ideas.

I enjoyed presenting an updated Introduction to Free-mo clinic at the Wilmington Meet. Hopefully this will help spread the word on Free-mo to more model railroaders, leading perhaps to some more module building in our general area.

I was happy to hear about three sets of modules currently under construction. Mike Prokop informed me of his progress building modules for himself, Bill Howard and Allan Laird. Mike seems to have been enlisted as the head carpenter but reports steady progress and he hopes to have something to show the Division in March or May of next year. Great Mike, we are looking forward to seeing it! Who else out there has plans or has started building a module? Let me know of your plans at the January Meet.


Now, if you are building a module, what would you do with it while building it and after it is complete? In my clinic I first touched on lots of reasons why building a module might be the right choice for you. From trying something new, to do-

ing a project you can actually finish, to getting out of the armchair and trying some of your skills out, there are plenty of reasons why building a module might be a good fit for you. And one thing you can do with your module once it reaches a certain level of completion is take it on the road. From local Division Meets, to larger shows, there are opportunities to participate once you become a module owner.

One great opportunity is the Timonium train show. A Free-mo layout is now a regular staple of this event, and if you have a module, you can bring it to the show and participate as a presenter at the show. At the October Timonium show, I again participated with the Capitol Free-mo group. We set up a nice layout and conducted some informal operations, while al-

so discussing model railroading in general and Free-mo in particular with the train show attendees. It was a lot of fun and I look forward to the next Timonium show.

Another opportunity is on the more distant horizon, the NMRA National Convention in Atlanta in 2013. The National Train Show held in conjunction with the NMRA National is now regularly featuring Free-mo layouts constructed from many modules near and far. So there is plenty of time to get a module built and get it fully scened and detailed for this event if that interests you.



CLINKERS

Official Newsletter of the New Jersey Division
Mid-Eastern Region, NMRA
P.O. Box 8694
Trenton, NJ 08650
www.NJDivNMRA.org

Clinkers is published 5 times per year for the NMRA members and friends of the New Jersey Division. The opinions expressed do not necessarily reflect those of the Division. Products and publications mentioned in Clinkers in no way constitute an endorsement by the Division.

Contributing to Clinkers

Clinkers welcomes contributions from the New Jersey Division membership. Letters, articles, photos and other items may be mailed or emailed to the editor at the above address. Please include return postage if you would like materials returned.

Deadline for next issue: February 10, 2012

Board of Directors 2011 - 2012

Superintendent

Bob Clegg
856-696-0463

BobcatCS@comcst.net

Treasurer

Bob Liberman
609-298-7337

Director, Librarian

Bill Howard
609-584-1818

Secretary

Tom Lavin
856-824-1405

Director, Layouts

Michael Mosher
856-228-2239

Asst. Superintendent

Chris Widmaier
609-510-2701

Director, Clinics

John Gallagher
856 228 2239

Division AP Chair

PJ Mattson

Membership Information

Any person who is a member of the NMRA and lives within the boundaries of the NJ Division as defined by the NMRA is also a member of the division. Non member guests are welcome to attend two of our meets, after which they will be asked to join the NMRA.

NJ Division annual activity fee: \$10.00 (includes 5 meets) or individual meets \$5 at the door. First time guests. No charge! Online newsletter always available at NJ Division website. Mailed hard-copy newsletter \$5.00

National Model Railroad Association
4121 Cromwell Road
Chattanooga, TN 37421-2119
www.nmra.org

SCHEDULES

NJ Division March Meet

Saturday March 10, 2012
Switlik Park
5 Fisher Place
Hamilton Twp. NJ 08620
Clinics: Mitch Dakelman
Slide/film presentation

Railroad Prototype Modelers Meet

Sponsored by the Philadelphia Division
March 23-25, 2012
Desmond Great Valley Hotel
1 Liberty Blvd.
Malvern, PA 19355

NJ Division May Meet

Saturday, May 12, 2012
Knights of Columbus Hall
15 East Lacey Rd.
Forked River, NJ 08731
Clinics: TBD
Contest: TBD

Clinics *Continued from page 1*

esting and fun. Clinic attendees will receive a handout for most clinics attended. In addition, all of the handouts for the meet will appear on the NJ Division web page for you to download, so you can get all of the handouts even if you don't get to a particular clinic.

Between the 30 minute sessions, clinic presenters need time to set up for the next session, get a cup of coffee, regroup, relax, etc. It will be your opportunity to do the same. Thanks much.

Have you selected your four primary preferences

for clinics? Now, select your alternatives.

Tough isn't it! We owe a vote of thanks to our clinic presenters for providing the two divisions with a great program of model railroading techniques. Don't be late to class! Seats will fill quickly. The meet starts at 9AM SHARP. Get there early to register and be ready to attend the first sessions.

See you there.

NJ DIVISION AREA HOBBY SHOPS

Sattler's Hobby Shop*

14 Haddon Ave.
Westmont, NJ 08108
(856) 854-7136

Jackson Hobby Shop*

2275 West County Line Rd.
Jackson, NJ 08527
(732) 364-3334
www.jacksonhobby.com

Trains 'n Things

936 Weymouth Road
Vineland, NJ 08360
(856) 697-8844
www.trainsthings.com

The Train Room*

715 Arnold Ave.
Pt. Pleasant Beach, NJ 08742
(732) 892-4155
www.thetrainroomNJ.com

Bob's Hobbies and Crafts

67 S. Broadway
Pitman, NJ 08071
(856) 589 1777
Bobshobbiesandcrafts@yahoo.com



CLINKERS

OFFICIAL NEWSLETTER OF THE NEW JERSEY DIVISION, NMRA

WORK IN PROGRESS CLINICS AT THE JANUARY MEET

1. **Creating your own Grassmaster** – Pete Suhmann

Pete's clinic will demonstrate how you can make your own static grass applicator using an economical electric fly swatter. The commercial grass applicator is expensive. See how Pete modifies the fly swatter and uses it to apply upstanding grass. Creative Pete may also show some other modeling tools he made.

2. **Soldering Techniques** – Ron Baile

Ron will demonstrate a number of techniques in soldering, applied to model railroading. His approach will meet the needs of modelers who avoid this process and those experts who could use a review of the basics.

3. **Tree Making and Scenery Techniques** – Bob Clegg

Bob will describe and demonstrate his approach to making trees for the layout. We all need trees and commercial trees stress the wallet. See how Bob saves while making trees. He may throw in other scenery techniques too.

4. **Mass-producing Inexpensive Trees the Kimmons Way** – Arnold Kimmons

If you visited Arnold's layout during the January 2011 meet, you had to be impressed with his scenery! How did he create those great trees and other scenery features? Attend Arnold's tree making clinic and find out.

5. **Using Magnets in Model Railroading** – John Swift

Most of us use magnets to pick up stray spikes on the track before they short the layout. John will provide us with other uses of magnets to make modeling railroading easier. He wouldn't give me his secrets before the meet.

6. **Scratch-building Materials and Techniques for Structure** - R. Steven Lang

Steve will explore a number of sources of materials to scratch build

structures. Have you priced a laser structure kit recently? Even a one-hole outhouse kit costs over 20 bucks! See what Steve offers and the techniques he finds useful to create kit bashed or scratch built structures.

7. **Weathering Model Railroad Cars Using Bragdon Weathering Powders** – John H Seibert

John will demonstrate how to use Bragdon Weathering Powders to detail the effects the elements have on railroad equipment. He will show this on N scale models so the up close WIP format will give you a front row seat to see. John promises to bring a magnifying glass!

8. **An Introduction to JMRI** – Mike McNamara

Mike is well known for his Free-mo clinics and articles. For this meet, he will describe and show another aspect of model railroading, the use of JMRI! If you have or are considering using DCC, this one cannot be missed. Save me a seat.



Pine Point Harbor on Konrad Richter's N Scale railroad See it Saturday!

MAPS TO THE JANUARY MEET

From Philadelphia Via Ben Franklin Bridge

Follow **US 30 East** to Oaklyn. Turn **left** onto **Cuthbert Blvd.** and follow Local Directions below.

From Delaware Memorial Bridge or Commodore Barry Bridge Via I 295

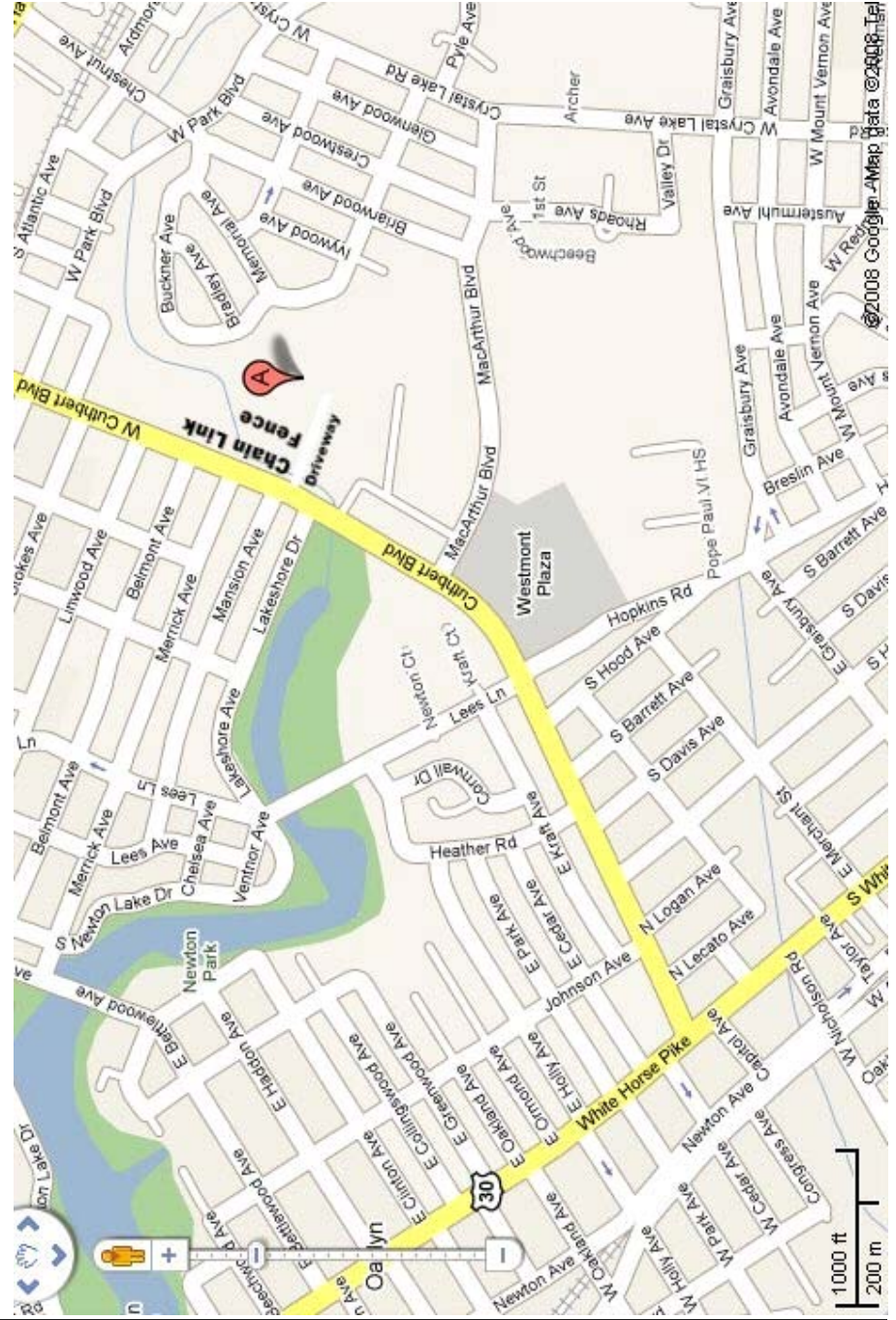
Cross the Bridge and take **I 295 North** to **US 30 West (exit 29B)**. US 30 (White Horse Pike) west to Oaklyn. Turn **right** onto **Cuthbert Blvd.** and follow Local Directions below.

From Points North Via I 295

Follow **I 295 South** to **US 30 West (exit 29)**. US 30 (White Horse Pike) west to Oaklyn. Turn **right** onto **Cuthbert Blvd.** and follow Local Directions below.

Local Directions

From US30 turn onto **Cuthbert Blvd.** and proceed about a mile. You'll see a driveway next to a chain link fence on the right. Turn into the driveway and follow it to the cafeteria entrance for Haddon Twp. High School. If you miss the driveway, continue on **Cuthbert Blvd.** and turn **right** onto **Park Blvd.** Turn **right** on **Briarwood Ave.**, stay **right** on **Buckner Ave.** and then **left** onto **Memorial Ave.** Follow **Memorial Ave.** to Haddon Twp. High School. The cafeteria and parking are in the rear of the school. The full address for GPS users is 406 Memorial Ave., Haddon Twp., NJ 08108.



FRIDAY NIGHT LAYOUT TOUR MAPS AND DIRECTIONS

There will be eight railroads open on Friday, January 6 from 7 to 10 pm.

For privacy reasons we do not publish names and addresses or maps for the members who have volunteered to open their homes for our Friday night tour. If you would like a copy of the information, please email your name, NMRA number and telephone number to:

BobcatCS@comcast.net

Please put Friday Tour in the subject so it can be recognized quickly, or call 856 696 0463 and have that information handy.

We use the information for verification purposes.

Thank you.

Bob Clegg,

Editor and Superintendent,

NJ Division, MER, NMRA

MORE PHOTOS FROM THE OP SESSION CLINIC



Dick explaining the DCC system at the start of the session



Tom and Bob get last minute instructions from Bill Howard



Neil and Walt get some pointers from Dick near Lancaster



Mike working a local at Dixon while Ron and Bill check their next move, Jim is watching over things!




The action was sometimes heavy in the area around Arpee Yard!



Mike and Grant working local at Ontario

Even more photos from the op session on page 17!

JANUARY MEET LAYOUT TOUR PREVIEW




Above left, Dick Kitz HO; above right and below left, Arnold Kimmons HO; below center, Ray Notaro HO; and below right, Mert Gardner HO




JANUARY MEET LAYOUT TOUR PREVIEW



Above and below left , Doc Patti HO_{n3}; above right Bob Hubbard HO; below center Cherry Valley Club O Scale; below right; Dick Perry HO





ACHIEVEMENT PROGRAM GOLDEN SPIKE AWARD APPLICATION FORM

PLEASE COMPLETE THIS APPLICATION FORM AND SEND TO YOUR REGIONAL OR DIVISIONAL AP CHAIR

Member's Name: _____ NMRA#: _____ EXP: _____

Address: _____ City: _____

State/Prov: _____ Country: _____ Postal Code: _____

Date Submitted: _____ Region: _____

The Golden Spike Award will be awarded to any NMRA member who has completed the Qualifications Checklist, obtained the necessary signatures and who does not hold MMR status. It will be administered by the regional and divisional AP Chairs. AP regulations and definitions apply for scratch building and super detailing. To qualify for the award the member must complete the following checklist, obtain the signature of the divisional AP Chair or another NMRA member designated by the divisional Chair. The divisional Chair will submit the signed form to the regional AP Chair who will issue the Golden Spike Award certificate.

QUALIFICATIONS CHECKLIST:

1. Rolling Stock (Motive Power & Cars):

Display six units of rolling stock either scratch built, craftsman kits or super-detailed commercial kits.

2. Model Railroad Setting (Structures & Scenery)

Construct a minimum of eight square feet of layout including scenery.
Construct five structures either scratch built, craftsman kits or super detailed commercial kits. If a module has less than five structures, additional structures separate from the scene may be presented.

3. Engineering (Civil & Electrical)

Three types of track required (e.g. turnout, crossing, crossover, etc.). All must be properly ballasted and installed on proper roadbed. Commercial track may be used.
All installed track must be properly wired so that two trains can be operated simultaneously (e.g. double track main, single track main with sidings, and block or command control).
Provide one additional electrical feature such as power operated turnouts, signaling, turnout indication, lighted buildings, etc.


Witness: _____ Print Name: _____ NMRA #: _____

Regional AP Chair: _____ Region: _____

MORE PHOTOS FROM THE OP SESSION CLINIC



Dick Genthner and Tom Griffith discussing the award winning, fully interior detailed passenger car that Tom brought to the op session



Above and left, photos of Tom's passenger car



Operator trainees listen attentively to the train orders for the morning session



Grant Cunningham (center) handles the switching while Mike Mosher (left) and Jim Homoki look on.