

CLINKERS

OFFICIAL NEWSLETTER OF THE NEW JERSEY DIVISION,
MID-EASTERN REGION, NATIONAL MODEL RAILROAD ASSOCIATION

JANUARY 18, 2014

VOLUME 25 NUMBER 1

Joint meet at Haddon Township HS

Have you thought about modeling a part of the steel industry on your railroad? Ever thought about the relationship between the steel mill and the railroad that serves it?

Mike Rabbitt from the Philadelphia Division will present a clinic based on his recent exquisite model of an open hearth furnace. Mike is a well known steel industry modeler and all his steel modeling is very well researched. This will be an encore of a clinic he gave to the Philly division recently. Mike's presentation will also touch on appropriate railroad operations in support of blast furnaces.

It is also our pleasure to announce that Mr. Ramon Rhodes will be back again to present a clinic this year. Those of you who attended last year's January meet will remember the most excellent presentation by Mr. Rhodes on "Santa Fe Operations in the Chicago Area." His topic this time is "Tuscaloosa, Alabama in the 1960s."

Ramon spent his summers as a youth with his grandparents in Tuscaloosa. Their house was adjacent to two mainlines, the Southern Railroad and the Gulf, Mobile and Ohio. He spent many hours over those years observing lots of train movements. He will describe the

trains, the motive power and rolling stock, the routes, and other details of railroad operations in the area during the 1960s. Many photos will accompany his presentation to enhance his descriptions.

Passengers on today's Amtrak Crescent between New York and Philadelphia south to New Orleans pass through Tuscaloosa on what is now Norfolk Southern track. Ramon states that his experiences at his grandparent's home those summers lead to his lifelong interest in prototype trains and model railroading.

Don't forget the popular judged model contest. This time the subject is "Passenger Car, Cars, or Train." Dust off that old varnish and bring an entry. Don't be shy.

There will be plenty of room to sell your excess inventory, so bring that along, too, and find a new home for the stuff you no longer need, or never needed in the first place!

Of course, what would a New Jersey Division Meet be without the standard door prize drawing, raffle, coffee, and just plain good times. By the way, for this meet we will have twenty door prizes to award!

Come to the meet. Bring a friend!



NEXT DIVISION MEET

Saturday, January 18, 2014
9:00 AM to 12:00

Haddon Twp. High School
406 Memorial Ave.
Westmont, NJ 08108

Contest: Favorite Passenger Train

Clinics:

Mike Rabbitt:
Railroads and the Steel Industry

Ramon Rhodes:
Tuscaloosa Railroads in the 60s

Layout Tour:
Friday 7:00 pm to 10:00 pm
Saturday: 1:00 pm to 5:00 pm

Swap tables:

Contact Bob Clegg
856 696 0463
BobcatCS@comcast.net

IN THIS ISSUE

Schedules	2
View From the Cab	3
Model Contest	4
Achievement Program News	5
Modular Modeling in the NJD	6
Map & Directions to the Meet	7
Online Color Extras	9
Friday Night Tour	17

CLINKERS

Official Newsletter of the New Jersey Division
Mid-Eastern Region, NMRA
P.O. Box 8694
Trenton, NJ 08650
www.NJDivNMRA.org

Clinkers is published 5 times per year for the NMRA members and friends of the New Jersey Division. The opinions expressed do not necessarily reflect those of the Division. Products and publications mentioned in Clinkers in no way constitute an endorsement by the Division.

Contributing to Clinkers

Clinkers welcomes contributions from the New Jersey Division membership. Letters, articles, photos and other items may be mailed or emailed to the editor at the above address. Please include return postage if you would like materials returned.

Deadline for next issue: February 8, 2014

Board of Directors 2013 - 2014

Superintendent

Bob Clegg
856 696 0463
BobcatCS@comcast.net

Asst. Superintendent

Chris Widmaier
609 510 2701

Treasurer

Bob Liberman
609 298 7337

Secretary

Tom Lavin
856 824 1405

Director, Clinics

John Gallagher
856 228 2239

Director, Librarian

Bill Howard
609 584 1818

Director, Layouts

Michael Mosher
856 293 9874

Division AP Chair

PJ Mattson, MMR
856 467 0421

Membership Information

Any person who is a member of the NMRA and lives within the boundaries of the NJ Division as defined by the NMRA is also a member of the division. Non member guests are welcome to attend two of our meets, after which they will be asked to join the NMRA.

NJ Division annual activity fee: \$10.00 (includes 5 meets) or individual meets \$5 at the door. First time guests, no charge! Online newsletter always available at NJ Division website. Mailed hardcopy newsletter \$7.00

National Model Railroad Association
P.O. Box 1328,
Soddy Daisy TN 37384-1328

SCHEDULES

NEXT BOARD MEETING

February 25, 2014
Host: John Gallagher
gallagherjv39@verizon.net
856 228 2239

All members are invited.
Please let us know if you plan to attend.

NJ Division March Meet

Saturday, March 15, 2014
Switlik Park
5 Fisher Place
Hamilton Twp. NJ 08620

Contest:

Detailed Display/Scene/Diorama

Clinics:

Work in Progress style multiple clinics

NJ Division May Meet

Saturday, May 17, 2014
90 Kings Highway
Middletown, NJ

Contest:

Detailed Diesel Locomotives

Clinics:

To be determined

ACHIEVEMENT PROGRAM

GOLDEN SPIKE AWARD

APPLICATION FORM

is on page 15 in *Online Color Extras*.

NJ DIVISION AREA HOBBY SHOPS

Sattler's Hobby Shop*

14 Haddon Ave.
Westmont, NJ 08108
(856) 854-7136

Jackson Hobby Shop*

2275 West County Line Rd.
Jackson, NJ 08527
(732) 364-3334
www.jacksonhobby.com

The Train Room*

715 Arnold Ave.
Pt. Pleasant Beach, NJ 08742
(732) 892-5145
www.thetrainroomNJ.com

Bob's Hobbies and Crafts

67 S. Broadway
Pitman, NJ 08071
(856) 589 1777
Bobshobbiesandcrafts@yahoo.com

Yankee Dabber - Track 33

101 W. Kings Hwy.
Bellmawr, NJ 08031
yankeedabber@aol.com

*Offers 10% discount to NMRA members

Let us know if there's a
clinic you would like to
see... or see again!

VIEW FROM THE CAB

Bob Clegg

Where Would You Like to Go?

Right now, there is snow on the ground and in the air, but it's time to begin thinking about spring. Time to start planning the garden and thinking about vacation time. Here are a few possibilities to consider:

The NMRA national convention is in Cleveland this year. Now, Cleveland conjures up images of rusting factories and a city in decline. Truth is, although a lot of the factories are rusting away, Cleveland is in the midst of a bit of a renaissance. There are several great museums, not the least of which is the Rock and Roll Hall of Fame, and many great restaurants. It's also fairly close being a long days car ride, or a longer train ride, but it's well worth considering. If you're interested, let me know and perhaps we can put a carpool together.

Closer to home, what would you think about an unofficial trip to Steamtown? It would be a pay your own way affair, but we could go as a group. It would be a real hoot!

If you would rather not go quite so far, how about the Baltimore

and Ohio Pratt Street Museum? Jack Walsh, NMRA member and docent at the museum, has arranged for ANY NMRA member to get in at half the regular admission, only eight bucks! We could get together and take Amtrak and the Baltimore Light Rail line almost to the front door!

Model Railroad by Special Needs Kids

Be sure to check out the article on page 7. It's from a father of special needs kids who has provided a location and help for kids with special needs, not just his own but for the local community, to build and run



model railroad.. They're only open for visitors on weekends from Thanksgiving to New Year, so the window for this year is small. If you have a chance, take the trip to see this terrific project!

Magazine Collection up for Grabs

Is your Model Railroader Magazine collection missing an issue or two, or twenty or thirty? In an effort to reduce the amount of "stuff" that I have to store in the railroad room, I have purchased the DVD version of MR which has complete issues from it's inception to 2007, and will be giving the hard copy versions away free of charge for the asking. The collection dates back to 1964. Most are in good to very good condition, although they have all been read many times,

If you need any these issues, let me know and I'll arrange to get them to you. If you let me know beforehand, I will bring the requested issues to the January meet. I really don't want to haul the whole lot to the meet unless someone wants the whole enchilada. Call me or email me. Phone number and email can be found on page 2.

A portion of the model railroad constructed and run by kids with disabilities and other special needs.

NEW JERSEY DIVISION MODEL CONTEST NEWS

Bill Grosse, Jr. Contest Chairman

At our November meet in Delanco, I had the pleasure of presenting a certificate and dues voucher to Frank Neufeld. Frank was the winner of the Detailed Main St. Structures Contest at Swedesboro in September. We had seven nicely done entries for the Detailed Flatcars with Loads Contest at this meet.

The winner of the contest was John Swift with his 3 car train of transformers –2 NYNH depressed center cars and 1 P&LE 100t car. He will receive a certificate and dues voucher at the upcoming meet.

The other entries were:

Mike Mosher—Center beam Flat with aluminum Load

Ron Baile—Giant Tire Load

Bob Clegg—NKP with Tractor Load

Butch Evernham—Crane Car with Tender


Butch Evernham—Covered Flat Car

Jules Heiliczer—Beer Car.

Thank you to everyone who brought models to show in the contest.

Be sure to vote for your favorite contest entry as a way to thank the presenter.

The next Contest will be Favorite Passenger Car(s)/Train at the Haddon Twp. Meet in January.



ACHIEVEMENT PROGRAM NEWS

PJ MATTSON, MMR & DICK GENTHNER, MMR

Over the last few months a number of members have been diligently at work to complete the requirements for various certificates. Thom Griffiths has submitted his SOQ and other paperwork for the Master Builder-Motive Power for final approval. I also understand that Dick Perry has finished the required paperwork and diagrams for the Model Railroad Engineer-Electrical certificate. Thom Radice is preparing his SOQ for the Model Railroad Author certificate. You may remember Thom's article in Model Railroad Craftsman magazine a while back about his HO scale railroad depicting the Civil War era. This article will be a major part of his application. I hope I haven't missed anyone in this summary, if so kindly let me know.

Over the last two issues of the CLINKERS I've talked about earning the Golden Spike Award and the three certificates under the heading of Service to the Hobby/NMRA. I thought for this issue I'd write about another category called "Railroad Construction and Operation". This category covers the Civil Engineer, Electrical Engineer and Chief Dispatcher certificates.

Civil Engineer requires drawing a track plan for a model railroad. The plan must include various features as found on a prototype railroad, like a terminals for freight, passenger or motive power, at least one mainline passing siding, four switching locations, a way to turn locomotives and provision for running two trains simultaneously. This could be your dream plan for a future model railroad. The thing to remember is that you do NOT have to build all of

these items but you do have to have them in your plan. Next you have to build and operate a section of your plan that includes a minimum amount of track depending on the scale. (HO requires 75 feet of finished track work including ballasting.) Lastly you must construct a minimum of six other items of track work from the list shown in the NMRA requirements. All of this track work needs to be observed and judged for a merit award and receive at least 87.5 points. To complete the write up you need a write up listing what materials you used, and were the items scratch built or not. Commercial track can be used. The SOQ (Summary of Qualifications) for Civil spells out the details. If you are building a home layout or are part of a club with a layout you probably have done much of this Civil work already.

Electrical Engineer requires the construction and demonstration of an electrical system to operate a layout, either home or club. What you have to build and explain is the electrical system that would operate a layout much like the one described in the Civil Engineer section above. The requirements are spelled out on the Electrical SOQ. So to build the layout and operate the track work for Civil, you probably would wire it up to run as required for Electrical, making this like a two for one deal. In addition you have to wire and demonstrate some six other track work and control items as shown in the requirements. So again you may have already done most of the work and only need to prepare the paperwork. Lastly you need to prepare schematic drawing showing

how you wired the layout and the same six items. All of this must be witnessed to be operational by a qualified NMRA member.

Chief Dispatcher can be the fun certificate to earn since it requires that you operate on a home or club layout that meets the minimum requirements shown on the SOQ. You need to accumulate no less than fifty hours of operation spread over several types of jobs and have a witness to your times spent in various positions. I think when Division member Bill



Jack Menaker (left) received his Golden Spike Award from Dick Genthner at the November meet

See AP News on page 6



MODULAR MODELING IN THE NEW JERSEY DIVISION

Mike McNamara

Happy New Year to all NJ Division members! I hope you had a great holiday that flowed into the new year, and are now settled into some prime model railroading on these cold winter days and nights!

In December a Free-mo layout was setup at the annual Bordentown Train Show. NJ Division members Mike Prokop, Bob Liberman, Bob Clegg, Geert Marien and Mike McNamara set up and operated the layout in a new larger space in the downstairs area of the old fire hall. The layout was open multiple weekends and thousands of people got to see scale model railroading up close and personal. Hopefully you had a chance to stop by and see all of the operating trains and the town Christmas tree. If not make sure you get there next year for this huge event.

At the January Meet, we plan to have Free-mo modules set up. If you have not seen the modules of NJ Division members before, or not in a while, you are in for a treat as much work

has been done to bring them closer to completion. This is your chance to see how modules are built, how they come together and ask questions of the builders. Especially if you do not have a layout, a Free-mo module is a great way to get an interesting project going. The smaller size means you can complete it in less time, while still going over it with more scenery and details after it is up and operational.

If you have any kind of module or module plan, please let me know and we can include you at the January Meet. As model railroaders, we alike to see things in all stages of construction from conceptual plans, to bench work, to track only, to full scenery. Show us what you are planning or what you have built so far!

If there is interest we will coordinate a build session to help get new modules started. With a little planning there is no reason you could not be driving home with a module frame with legs and sub roadbed, ready for you to lay

track and continue working on at home.

Whether it is a module, a home layout or something else, make this the year you that your project gets off the ground!

A reminder for those making the trip up to the Big E train show in Springfield Massachusetts on January 25th and 26th - New England Free-mo will have a large Free-mo layout on display featuring both of the incredible turn back loops that they have been working on for the past 2 years. These are really great examples of planning and engineering that must be seen to be fully appreciated.

And right after that on the next weekend, February 1st and 2nd, the Capitol Free-mo folks will be on hand again at the Timonium show in Maryland. This is another chance to see how Free-mo works with modules from various participants coming together to build a unique and operational layout.



AP News Continued from page 5

Howard qualified for this certificate he had close to a thousand hours of operation listed. You don't need that many, only 50 hours spread over different required types of operating positions. In addition you must prepare a schematic drawing for the layout you operate on, a timetable for its operation, an operating train chart (graph), and a system of train operations. These can be done on your home layout or

on a club layout. Put all these items together along with your witnessed time sheet for the various jobs and you are done.

All three of these certificates can be done on your home layout or on a club layout as long as you do the required work and get the items judged or witnessed properly. One thing about the New Jersey Division is that we have many members who have already gone through all these steps and can help you get started and who can witness your times. We also have

judges ready whenever needed. Now all it takes is to get started. If you have questions call us at the numbers shown at the end of the article. Next issue we'll talk some more about the rest of the certificates you can earn on your way to becoming a Master Model Railroader.



PJ Mattson, MMR
pjmattson@comcast.net
856 467 0421

Dick Genthner, MMR
agent1@optonline.net
732 462 0216

CAPE MAY MODEL TRAINS

by Tim Delp

525 Elmira Street, Cape May, NJ 08204
609-432-1690
www.cmmt.org

We just completed renovations on a 1600 square foot warehouse to create a model train exhibit that will be open to the public. The exhibit consists of 5 layouts of various size and dimension with over 30 rail lines. There is an HO scale Thomas the Tank layout; an HO scale winter layout with Hawthorne Village ceramic buildings and Thomas Kinkadee train sets; an HO scale replica of Cass Scenic Railroad (an old logging railroad in West Virginia with 5 working Shay locomotives); an O gauge layout; a N gauge layout (still under construction); and 2 hands on wooden Thomas tables for little ones to play with.

This project was started for our sons Stefan and Tyler Delp. Stefan and Tyler are conjoined twins and it doesn't hold them back! They have always loved trains (real & model). We have traveled throughout the USA in search of trains! As a bonus, most of the currently operating steam trains are located in BEAUTIFUL places. Over the years we have visited Yosemite, the Grand Canyon, Colorado Rockies, White Mountains of New Hampshire, Allegheny Mountains of West Virginia, and coastal Redwoods of central California, Sedona, Az, San Diego, and more. On our journeys we have found trains, nature and a sense of peace and simplicity. (See the links page for info).

We would like to gratefully acknowledge the help of Mr. Mike McCarthy and all his students who worked countless hours over the last two years to help make this possible. Mr. Ed Lanza who heads the School to Work program at Cape May County Special Services was instrumental in organizing Mike and his crew and we thank him for his help. We would like to thank Janet and Brian Hall for their generous donation. Also, we would like to thank Nancy Benson for her generous donation.

We hope you will come see us if you are in Cape May, NJ. We hope you will check out some of the beautiful train rides in the US.

HOLIDAY SCHEDULE:

SATURDAYS in December 11AM to 3PM

SUNDAYS in December 1PM to 4PM

DIRECTIONS TO THE MEET

From Philadelphia Via Ben Franklin Bridge

Follow **US 30 East** to Oaklyn. Turn **left** onto **Cuthbert Blvd.** and follow Local Directions below.

From Delaware Memorial Bridge or Commodore Barry Bridge Via I 295

Cross the Bridge and take **I 295 North** to **US 30 West (exit 29B)**. **US 30** (White Horse Pike) west to Oaklyn. Turn **right** onto **Cuthbert Blvd.** and follow Local Directions below.

From Points North Via I 295

Follow **I 295 South** to **US 30 West (exit 29)**. **US 30** (White Horse Pike) west to Oaklyn. Turn **right** onto **Cuthbert Blvd.** and follow Local Directions below.

Points Southeast in New Jersey

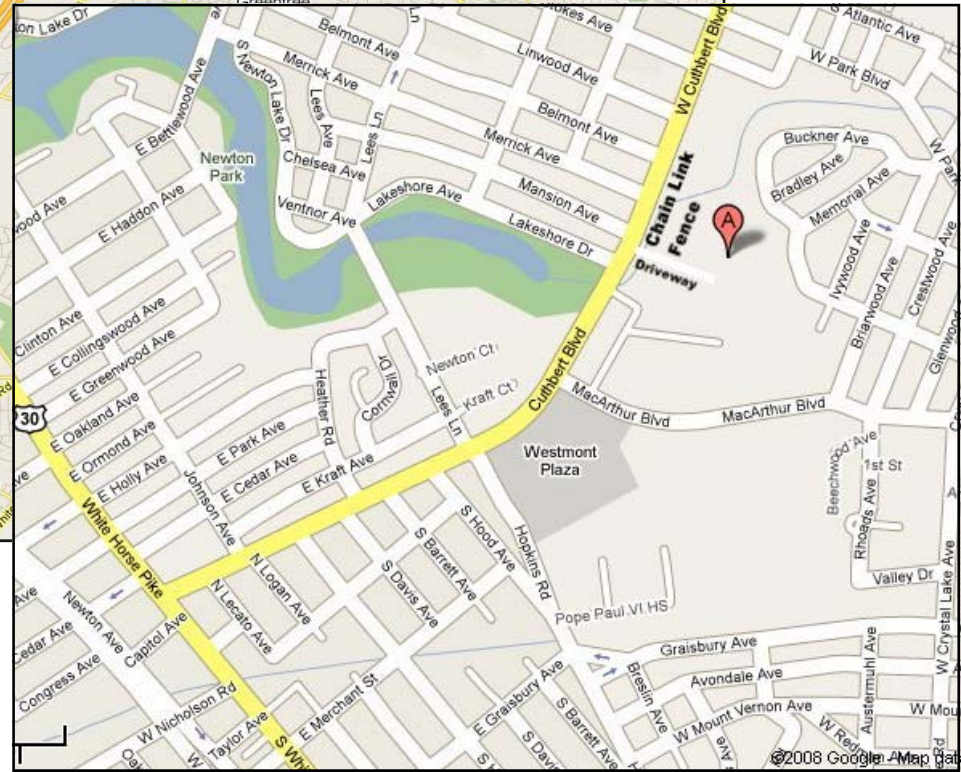
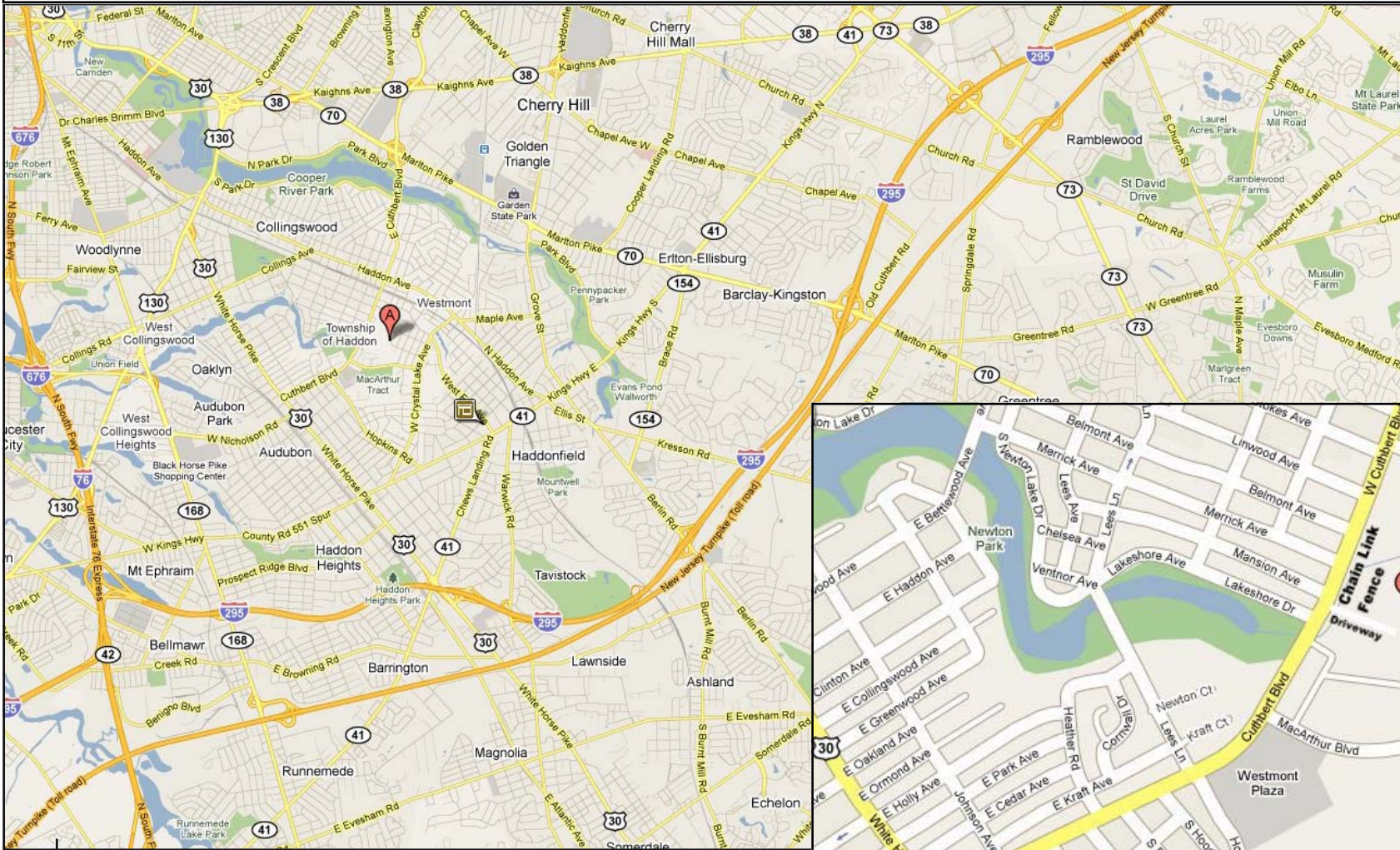
Use the **Atlantic City Expressway** or **US 322** (Black Horse Pike) and continue onto **NJ42 Freeway North**. Exit onto **US 130 North** (Crescent Blvd.) Just before the second traffic light, turn **right** onto **Wilson Ave.** then bear **left** and follow around to **Nicholson Road**. Continue to the end at **US 30** and turn **left**. Follow local directions below.

Local Directions

From **US 30** turn onto **Cuthbert Blvd.** and proceed about a mile. You'll see a driveway next to a chain link fence on the right. Turn into the driveway and follow it to the cafeteria entrance for Haddon Twp. High School. If you miss the driveway, continue on **Cuthbert Blvd.** and turn **right** onto **Park Blvd.** Turn **right** on **Briarwood Ave.**, stay **right** on Buckner Ave. and then left onto Memorial Ave. Follow Memorial Ave. to Haddon Twp. High School. The cafeteria and parking are in the rear of the school. The full address for GPS users is 406 Memorial Ave., Haddon Twp., NJ 08108.

MONDAY December 30th 12PM to 3PM
AFTER HOLIDAYS - CLOSED TIL SPRING

MAPS TO THE JANUARY MEET



PATCONG VALLEY MODEL RAILROAD
OPEN HOUSE DATES

We are open the following weekends in January

Saturdays: 4, 11, and 18

Sundays: 5, 12, and 19


10 AM to 4 PM

Patcong Valley Model Railroad Club is located in Richland, NJ. Richland is on Route 40 about 10 miles west of Mays Landing.

Our building is at about milepost 38.5. We are on the south side of the highway directly across the road from Richland Carpets. The cross streets are Route 40 and Fir Avenue - for a web search.

The building is painted buff yellow, with brown trim and windows. It has been remodeled to look like an old freight station. There is a wheelchair ramp, at the front door.

YD



Yankee Dabblers - Track 33

(856) 312-8084 Fax (856) 933-3796

Frank, Mike & Vince – yankeedabblers@aol.com
101 W. Kings Hwy. Bellmawr, New Jersey 08031

CHERRY VALLEY

MODEL RAILROAD CLUB

Holiday Open House

Grace Church • 7 East Maple Ave.

Merchantville, NJ 08109

50th Anniversary Year

Sat, Jan. 4, 12-4 pm

Sat, Jan. 11, 12-4 pm

Sun, Jan. 5, 12-4 pm

Sun, Jan. 12, 12-4 pm


**Enjoy the magic of
Model Railroading!**

**No admission fee!
Bring the family!**

**The only 2 rail O scale
operating club layout in
Southern New Jersey.**

For information contact:

John P. Dunn Sr. 609-432-2871 jdunn8888@hotmail.com



Delaware & Susquehanna

Model Railroad Club, Inc
535 Station Avenue
Haddon Heights, NJ 08035
www.dsmrrc.org


JANUARY 2014 TRAIN SHOW

Friday, January 17	5 to 8 PM
Saturday, January 18	10 AM to 5 PM
Sunday, January 19	10 to 4 PM

The Delaware and Susquehanna Model Railroad Club is pleased to announce our 2014 show at the Haddon Heights Municipal Building, 625 Station Avenue, Haddon Heights NJ.

The Delaware and Susquehanna Railroad is a 14' by 28' modular HO scale layout modeling late 20th Century northeastern railroads. The highly detailed modules showcase the post war era through Conrail. Members will be running equipment from the various predecessor railroads as well as Conrail and other railroads. Lots of places to dine on the Avenue as well.

ONLINE COLOR EXTRAS



Above, Bob Hubbard's heavily industrial railroad. Below, Mert Gardner's Denver and Rio Grande Railroad. Both will be open Friday night 7:00 to 10:00. Mert will also be open Saturday afternoon.





Above, Dick Kitz' HO railroad and below, Doc Patti's On3 railroad, both western logging themes. Dick will be open Friday night, Doc Patti, both Friday night and Saturday afternoon.





Above and below, photos of Chris Conaway's PRR. Chris will be open Saturday afternoon.

Left, Mert Gardner's DRGW will be open both Friday night and Saturday afternoon.




ONLINE COLOR EXTRAS




Looks like the folks at the Cherry Valley Model Railroad Club scenery department have been hard at work. Drop in to see all that's new Friday night, January 17 in conjunction with the January 18, 2014 meet to be held in the Haddon Township High School cafeteria. For maps and directions, see page 17.





This page, Dick Perry's railroad, which will be open on Saturday afternoon





ACHIEVEMENT PROGRAM GOLDEN SPIKE AWARD APPLICATION FORM

PLEASE COMPLETE THIS APPLICATION FORM AND SEND TO YOUR REGIONAL OR DIVISIONAL AP CHAIR

Member's Name: _____ NMRA#: _____ EXP: _____

Address: _____ City: _____

State/Prov: _____ Country: _____ Postal Code: _____

Date Submitted: _____ Region: _____

The Golden Spike Award will be awarded to any NMRA member who has completed the Qualifications Checklist, obtained the necessary signatures and who does not hold MMR status. It will be administered by the regional and divisional AP Chairs. AP regulations and definitions apply for scratch building and super detailing. To qualify for the award the member must complete the following checklist, obtain the signature of the divisional AP Chair or another NMRA member designated by the divisional Chair. The divisional Chair will submit the signed form to the regional AP Chair who will issue the Golden Spike Award certificate.

QUALIFICATIONS CHECKLIST:

1. Rolling Stock (Motive Power & Cars):

Display six units of rolling stock either scratch built, craftsman kits or super-detailed commercial kits.

2. Model Railroad Setting (Structures & Scenery)

Construct a minimum of eight square feet of layout including scenery.
Construct five structures either scratch built, craftsman kits or super detailed commercial kits. If a module has less than five structures, additional structures separate from the scene may be presented.

3. Engineering (Civil & Electrical)

Three types of track required (e.g. turnout, crossing, crossover, etc.). All must be properly ballasted and installed on proper roadbed. Commercial track may be used.
All installed track must be properly wired so that two trains can be operated simultaneously (e.g. double track main, single track main with sidings, and block or command control).
Provide one additional electrical feature such as power operated turnouts, signaling, turnout indication, lighted buildings, etc.

Witness: _____ Print Name: _____ NMRA #: _____

Regional AP Chair: _____ Region: _____

It is the policy of the New Jersey Division not to publish the names and addresses of our tour hosts on the internet as a matter of privacy and safety. If you would like to participate in the tour, please email BobcatCS@comcast.net with the subject "Friday Night Tour". Within the text include your name, address, and phone number as well as your NMRA member number if you have one. These will be used for verification purposes only and will not be shared with anyone.

If you do not have email you can call 856 696 0463 for the information.