

CLINKERS

OFFICIAL NEWSLETTER OF THE NEW JERSEY DIVISION,
MID-EASTERN REGION, NATIONAL MODEL RAILROAD ASSOCIATION

JANUARY 9, 2016

VOLUME 27 NUMBER 1

Welcome to the New Jersey Division, 2016 Edition!

The New Jersey Division welcomes you to the 2016 edition of the January meet, once again to be held at the Haddon Twp. High School cafeteria. This time we have two very interesting clinics for your education and enjoyment.

First, Ed Sproles will present a clinic titled: "Build your own Resistance Wheelsets".

In the clinic, Ed will describe the process of building resistance wheelsets by PowerPoint presentation and will include examples of his work plus a live demonstration of the process. Resistance wheelsets provide the layout builder with another way to signal to various electronic systems the occupation of rolling stock on a particular segment of track. Locomotives and rolling stock with lighting, such as passenger cars and a caboose draw power from the rails and that can be electronically determined. How can the modeler identify track occupation for other rolling stock such as freight cars? Resistance wheelsets will connect the two rails with a small draw of current if the freight cars have these modified wheels. Two applications, among many others, are for lighted railroad crossing signals or signal systems. Modelers of

modern day operations do not use a caboose at the end of freight trains, thereby eliminating one method of signaling track occupancy. Other applications may be discussed.

Second, We will present "Cab Rides of South Jersey Model Railroads".

This clinic, still under development, was offered by the Philadelphia Division who is co-hosting the meet. In this clinic, we will show videos of some south Jersey layouts taken by Bill Fagan, a videographer of model railroads from the Philadelphia Division. In these short videos, members will watch cab rides on the layouts of several members, accompanied by narration by the layout owner. While watching the cab view of a layout provides great entertainment as we can become 1:87 scale engineers/passengers in the cab, it also allows us to carefully observe the layout's track layout, scenery, structures, and operation to determine what goes well as well as to learn from what we observe. It should be fun and we will get some laughs as we observe "full size people (often with big guts)" diving out of the way of the camera.

(See 2016 Edition on page 4)

NEXT DIVISION MEET

Saturday, January 9, 2016

9:00 AM to 12:00 noon

Haddon Twp. High School
406 Memorial Ave.
Westmont, NJ 08108

Clinics

Resistance Wheelsets
by Ed Sproles

SJ Model RR Cab Rides

Contest

Detailed / Weathered Gondolas
with Loads

Layout Tour

Friday 7:00 pm to 10:00 pm
Saturday: 1:00 pm to 5:00 pm

IN THIS ISSUE

Schedules	2
View From the Cab	3
NJ Division Bookstore	4
Model Contest News	5
Directions & Maps to the Meet	8

CLINKERS

Official Newsletter of the New Jersey Division
Mid-Eastern Region, NMRA
P.O. Box 8694
Trenton, NJ 08650
www.NJDivNMRA.org

Clinkers is published 5 times per year for the NMRA members and friends of the New Jersey Division. Online newsletter always available at NJ Division website. Mailed hardcopy newsletter is \$7.00 per year. The opinions expressed do not necessarily reflect those of the Division. Products and publications mentioned in Clinkers in no way constitute an endorsement by the Division.

Contributing to Clinkers

Clinkers welcomes contributions from the New Jersey Division membership. Letters, articles, photos and other items may be mailed or emailed to the editor at the above address. Please include return postage if you would like materials returned.

Deadline for the next issue: February 13, 2016

Board of Directors 2014 - 2015

Superintendent

Bob Clegg
856 696 0463
BobcatCS@comcast.net

Asst. Superintendent

and Clinics Chair
John Gallagher
856 228 2239

Treasurer

Bill Grosse, Jr
609 585 4616

Secretary

Tom Lavin
856 824 1504

Director

Mike Prokop.
609 586 9818

Director, Librarian

Bill Howard
609 584 1818

Director, Layouts

Michael Mosher
856 293 9874

Division AP Chair

PJ Mattson, MMR
856 467 0421

Membership Information

Any person who is a member of the NMRA and lives within the boundaries of the NJ Division as defined by the NMRA is also a member of the division. Non member guests are welcome to attend two of our meets, after which they will be asked to join the NMRA.

NJ Division annual activity fee: \$10.00 (includes 5 meets) or individual meets \$5 at the door. First time guests, no charge!

National Model Railroad Association
P.O. Box 1328
Soddy Daisy TN 37384-1328

SCHEDULES

Next board meeting

Tuesday, February 16, 2016

Host: Bill Grosse, Jr.

ff19wag@aol.com

(609) 532-3431

All members are invited.

Please let us know if you plan to attend.

NJ Division March Meet

Saturday, March 12, 2016

Switlick Park

5 Fisher Place

Hamilton Twp. NJ 08620

Contest: Railroad Structures

Clinic: Mitch And The Movies

Valley Forge RPM meet

March 18-20, 2016

Desmond Great Valley hotel
Malvern, PA

www.RPMValleyForge.com

NJ DIVISION AREA HOBBY SHOPS

Sattler's Hobby Shop*

14 Haddon Ave.

Westmont, NJ 08108

(856) 854-7136

Jackson Hobby Shop*

2275 West County Line Rd.

Jackson, NJ 08527

(732) 364-3334

www.jacksonhobby.com

The Train Room*

715 Arnold Ave.

Pt. Pleasant Beach, NJ 08742

(732) 892-5145

www.thetrainroomNJ.com

Yankee Dabblers - Track 33

101 W. Kings Hwy.

Bellmawr, NJ 08031

yankeedabblers@aol.com

*Offers 10% discount to NMRA members

NMRA

NATIONAL CONVENTIONS

2016 - Indianapolis, IN

2017 - Orlando, FL

2018 - Kansas City, MO

2019 - Salt Lake City, UT

For SWAP TABLES at Meets, contact Bob Clegg at BobcatCS@comcast.net

CLINKERS

OFFICIAL NEWSLETTER OF THE NEW JERSEY DIVISION, NMRA

VIEW FROM THE CAB

Bob Clegg

Delaware Valley Turn

Wow! That's what I have to say about the 2015 MER Fall Convention. Delaware Valley Turn was a screaming success! When you see the committee members at the January meet, be sure to thank them for the outstanding job! We had 279 paid registrations, and 327 total attendees including family members who enjoyed 51 hours of clinics, 57 open houses on the railroad tour, and prototype tours to Amtrak, Conrail and Patco. If you didn't attend, shame on you. You missed a terrific convention!

Although it's far from the primary purpose of the convention, as long as I'm mentioning numbers, let me add this one: \$6000. That's roughly the amount that the convention earned. That amount will be split between the region and our division.

The members from the Philadelphia Division were a big part of the convention, too, presenting clinics and providing open houses for the tour. When you see these folks at the meet, and you will see many of them since it's a joint meet, thank them all as well.

Meet Attendance and Membership

For several years now, actually for as long as I have been your superintendent, the division has been able to sidestep the

issue of allowing folks who are not members of the NMRA to attend our division meets regularly.

Well, looks like that can no longer be the case. Citing IRS and insurance regulations, the final ruling has come in as noted in several recent columns in the NMRA Magazine.

We can no longer allow folks who are not members to attend the meets more than three times *EVER*, not just in a year, *EVER!*

This doesn't affect more than a few of us, and for those it does effect, please know that we don't particularly like it, but that is the way it is.

That said, if you're not a member and enjoy attending our meets, which I believe are the best anywhere in the NMRA, we can help. If you've not been a member for the last 3 years, and have never had a Rail Pass membership, we can provide the six month Rail Pass membership at no charge to you. The Rail Pass membership is a full membership including the NMRA Magazine, but does not include the privilege of voting in NMRA, MER, or Division elections.

Once the six months is up, or if you are not eligible for the Rail Pass, the cost of NMRA membership is \$44 per year. That's less than the cost of one cup of coffee per

week!

If you also like the NMRA Magazine, you can continue to receive that for \$22 per year in addition to your basic NMRA membership. We hope you will take advantage of one of these choices and continue to be part of the New Jersey Division.

A New Year and New Opportunities

Here are just a few of the activities in which you can participate in the coming year: Aside from the January meet, there will also be two additional meets before the summer break, March 12 in Hamilton Twp. and May which has not yet been set, but will probably be in the Toms River area on May 14. The September and November meets have not yet been set, so stay tuned for them.

Other activities outside the NJ Division are the Valley Forge RPM meet to be held march 18-20 at the Desmond Great Valley hotel in Malvern, Pa. If you've not been to one of these biannual meetings, picture a NJ Division meet on steroids! More information at www.RPMValleyForge.com Don't forget the NMRA national convention in Indianapolis, IN to be held July 3 - 10 check the website at


<http://www.nmra2016.org>

See you at the meets!



(2016 Edition Continued from page 1)

Both clinics provide time for a Q&A to address your needs for further information.

What is a New Jersey Division meet without all the other stuff? It will be there...the contest, the coffee and donuts, the camaraderie, and the swap tables, too, and don't forget the Friday night tour is back! The maps and directions are included in this issue. That is, unless you are reading this online. 



NEW JERSEY DIVISION BOOKSTORE

The New Jersey Division bookstore premiered at our last meet in Deptford this past September. These books, donated to our division from the estate of a local model railroader and collector, will be available for sale at Haddonfield and future division meets.

About a third of the books sold at the meet in Deptford, but many great titles remain. The books are priced at 50% off of the cover price and all are quality publications in excellent condition. Lots of Morning Sun books, Pennsy books, and an extensive variety of great railroad subjects! Don't forget to bring a couple extra bucks or a check and buy some to supplement your railroad book library at home.



MER 2015 CONVENTION PHOTO PREVIEW

Pages of photos from the MER 2015 Convention that we hosted are included in the On-line edition in Color Extras beginning on Page 10. If you would like to contribute your photos and stories for a future issue, please contact the editor at geert@mindspring.com.

To the **Left**, we see the Free-Module "Woodstown Jct." by Mike McNamara getting some well earned attention from convention attendees. Mike can be seen engaged in conversation in the far center of the photo.

NEW JERSEY DIVISION MODEL CONTEST NEWS

Bill Grosse, Jr. Contest Chairman

Due to hosting the MER Fall Convention and not having a November meet, the winner of the September 2015 Contest at the meet in Deptford Twp. will be receiving his Certificate and Voucher at the January 2016 meet.

Our September Contest was Any Scratchbuilt Rolling Stock.

Ron Baile was the winner with his D&RGW Box Car built with plans from an old Model Railroader article.

Frank Neufeld was the only other entrant with his Caboose # 13

The next meet contest will be in Haddon Twp. in January 2016.

The contest will be Detailed / Weathered Gondolas with Loads.

Other Contests that are scheduled at this time are;

March 2016

Railroad Structures

May 2016

Detailed/Weathered Milk Cars

September 2016

Detailed Baggage and/or Mail Cars

Try to bring a model to a meet to show off your skills, and maybe win the contest..



ABOVE — Ron Baile, MMR, was the winner with his D&RGW Box Car



ABOVE — Caboose # 13 by Frank Neufeld

Let us know if there's a clinic you would like to see... or see again!

ACHIEVEMENT PROGRAM
GOLDEN SPIKE AWARD
APPLICATION FORM
is available in the On-Line Color Extras.

INSPIRATION IN A SMALL SPACE

Glyn Thomas



From the late 19th Century, through to the 1970's, Belgium operated a very extensive, state-run, interurban trolley network, called the Societe Nationale des Chemin de Fer Vicinaux (SNCV), commonly known in english as "the Vicinal". Lines were either electrified or diesel-operated, and many were to meter-gauge. In this 1' by 1' diorama, which is still work-in-progress, a meter-gauge, diesel, trolley (kit by Saroulmapoul), is operating on a section of the Lobbes-Thuin line, which is now preserved. HOm modeling by Glyn Thomas. Thanks to NMRA member, Charles Long for providing information and photos that helped with this model.



A night version of the same scene.

FRIDAY NIGHT TOUR

In conjunction with the January Meet, we will have a "Friday Night Tour" where several layouts will be open. For privacy and security reasons, we do not publish the addresses and directions in this on-line edition of the newsletter.

If you would like information on the open layouts so you can participate in the Friday Night Tour, please send an email to Bob Clegg at:

BobcatCS@comcast.net

Why not bring a friend to the meet
and share your hobby with them?

Let us know if there's a
clinic you would like to see... or see
again!

Know a hobby shop that we should list?
Send all information to the editor so that it
can be included.

DIRECTIONS TO THE MEET

From Philadelphia Via Ben Franklin Bridge

Follow **US 30 East** to Oaklyn. Turn **left** onto **Cuthbert Blvd.** and follow Local Directions below.

From Delaware Memorial Bridge or Commodore Barry Bridge Via I 295

Cross the Bridge and take **I 295 North** to **US 30 West (exit 29B)**. **US 30** (White Horse Pike) west to Oaklyn. Turn **right** onto **Cuthbert Blvd.** and follow Local Directions below.

From Points North Via I 295

Follow **I 295 South** to **US 30 West (exit 29)**. **US 30** (White Horse Pike) west to Oaklyn. Turn **right** onto **Cuthbert Blvd.** and follow Local Directions below.

Points Southeast in New Jersey

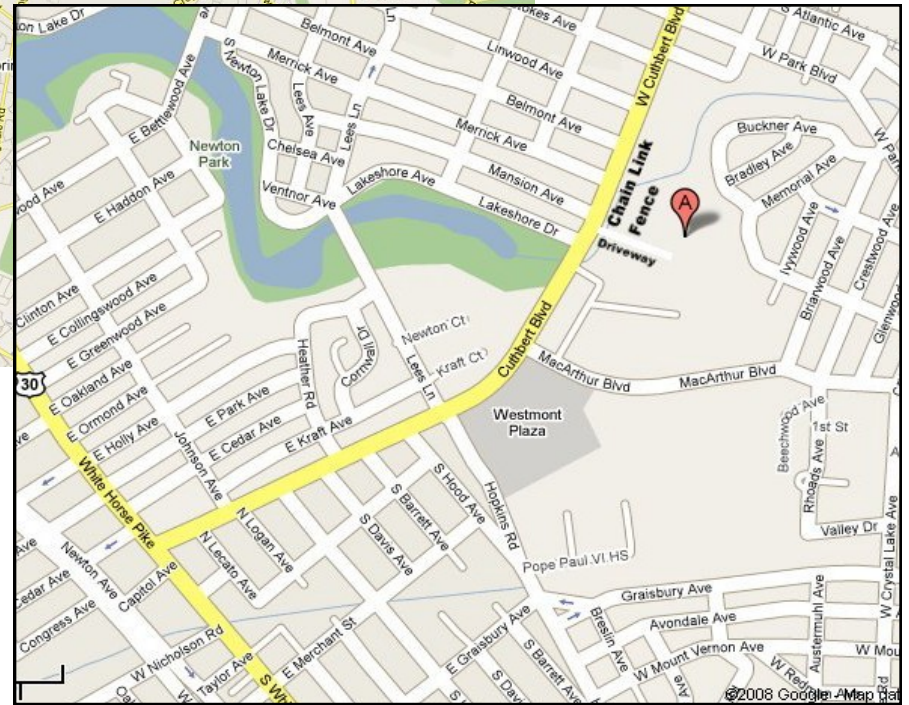
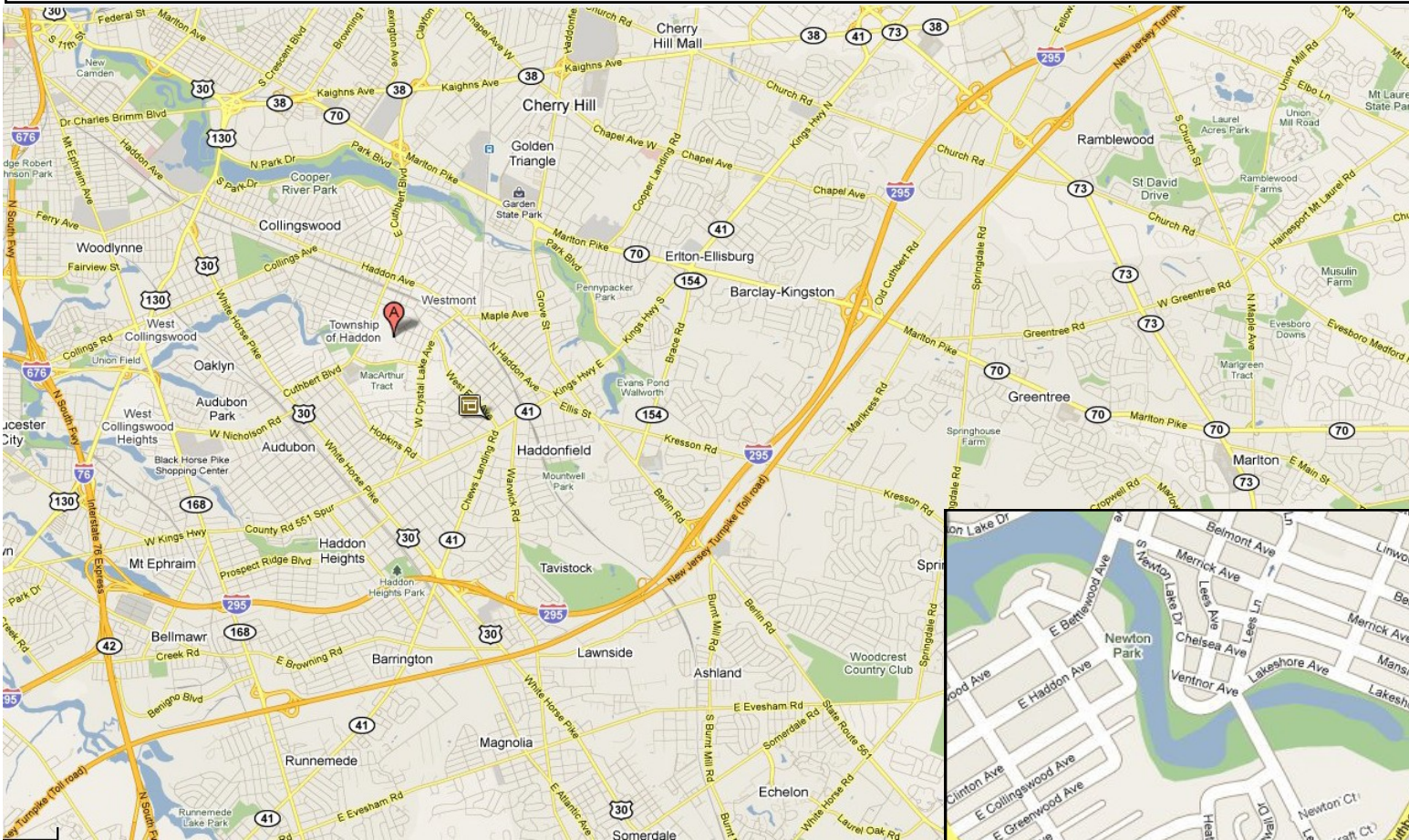
Use the **Atlantic City Expressway** or **US 322** (Black Horse Pike) and continue onto **NJ42 Freeway North**. Exit onto **US 130 North** (Crescent Blvd.) Just before the second traffic light, turn **right** onto **Wilson Ave.** then bear **left** and follow around to **Nicholson Road**. Continue to the end at **US 30** and turn **left**. Follow local directions below.

Local Directions

From **US 30** turn onto **Cuthbert Blvd.** and proceed about a mile. You'll see a driveway next to a chain link fence on the right. Turn into the driveway and follow it to the cafeteria entrance for Haddon Twp. High School. If you miss the driveway, continue on **Cuthbert Blvd.** and turn **right** onto **Park Blvd.** Turn **right** on **Briarwood Ave.**, stay **right** on Buckner Ave. and then left onto Memorial Ave. Follow Memorial Ave. to Haddon Twp. High School. The cafeteria and parking are in the rear of the school.

The full address for GPS users is 406 Memorial Ave., Haddon Twp., NJ 08108.

MAPS TO THE JANUARY MEET



For Directions see page 8

ONLINE COLOR EXTRAS

MER 2015 CONVENTION PHOTO SPECIAL



LEFT: A loaded Coal train passes a quite full yard on its journey from “Linden Street” to “Woodstown Junction”.
(Photo: Mike McNamara)



RIGHT: Operations in full swing on Mike McNamara’s Northeast Kingdom Layout.
(Photo: Mike McNamara)



LEFT: Most of the crew who assembled and operated the Free-mo layout at the convention (L to R): Bob Duffield (NJ Free-mo), Dan Picciotto (Capitol Free-mo), Bob Cronin (New England Free-mo), Matt Picciotto (Capitol), Clarence Guenther (Capitol), Mike McNamara (NJ), James Koretsky (New England), Bob Hall (New England); seated, Bill Grosse (NJ). The layout featured 11 modules consisting of 27 separate sections. The layout was divided into 4 separate power districts, and we conducted 5 separate Op Sessions, with 4 to 5 trains running concurrently, some using 2 man crews. *(Photo: Geert Marien)*



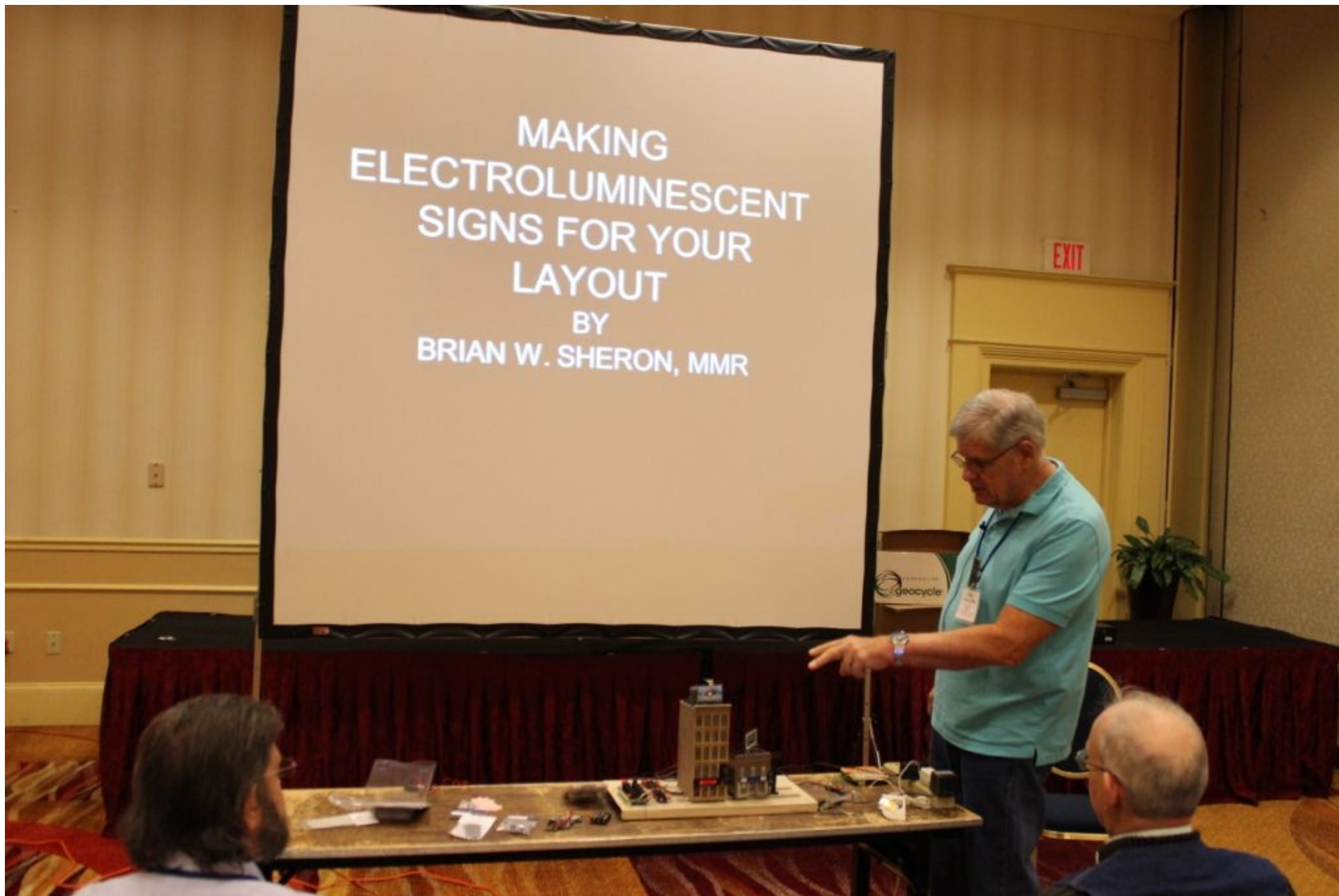
RIGHT: Geert Marien and Mike Prokop operate Mike's beautiful Free-Mo module "Linden Street" - a Reading port yard with a float slip. *(Photo: John Gallagher)*



LEFT: Planning and final setup in progress.
(Photo: Mike McNamara)

RIGHT: NJ Free-Mo member Bill Grosse has hand-laid all of his "Yardville, NJ" module trackage (The module sections with Pink Foam). This was the first outing for these modules in trackage complete form.
(Photo: Mike McNamara)





Brian Sheron, MMR, offered a clinic on Electroluminescent Signs. (Photo: John Gallagher)



Tom Griffiths gave a clinic on Urban Modeling in a Limited Space to a full house crowd. (Photo: John Gallagher)




Model Contest Forms

Model Description Form

- A clear & succinct description is essential to achieving the maximum point score.
- You don't have to use the form, but must present the same info in the same order.
- **Typed is better than hand-written!!!!**
- Generally more info is better than less, but.....
 - Try to limit to the form + one 1 page (not including prototype info).
 - Too much info & it all probably won't get read by judges - Time!
- Keep description, short, concise, clipped!
- Include the most important info where the judges can see it!
 - Don't bury information!!

Best Strategy - Type in the form completely and concisely with most important stuff up front!

Martin Brechbiel presents his clinic on contest entry forms. (Photo: John Gallagher)



Contest Structures entry by John F. Gallagher. (Photo: John Gallagher)



Another fine Contest Structures entry. (Photo: John Gallagher)



Traction Contest First Place by Martin Brechbiel. (Photo: John Gallagher)



Our Banquet Key Note Speaker was Richard (Pat) McKnight — National Park Service Ranger at the Steamtown National Historic Site in Scranton, PA. He provided a humorous, entertaining, and informative presentation which was enjoyed by all.
(Photo: John Gallagher)



Tom Griffiths [right] receives his Master Model Railroader Certificate from PJ Mattson, MMR, President, Mid Eastern Region [left] and Charlie Flichman, MMR, MER Achievement Program Manager [center].
(Photo: John Gallagher)




Inside the PATCO Maintenance Facility. (Photo: John Gallagher)



Inside the Amtrak Control Facility. The Pennsy Signal works and can be changed. Tour Director John Vogler (Right) used to work at this facility. Everyone at the facility made this a first class experience.

(Photo: Geert Marien)



Inside the Amtrak Control Facility. These are the on-duty control desks for the route from Washington DC to just outside Trenton, New Jersey.
(Photo: Geert Marien)



Inside the Amtrak Control Facility. These are Overhead Power Monitoring Displays (Live wire is shown as Orange).
(Photo: Geert Marien)

ACHIEVEMENT PROGRAM GOLDEN SPIKE AWARD APPLICATION FORM

PLEASE COMPLETE THIS APPLICATION FORM AND SEND TO YOUR REGIONAL OR DIVISIONAL AP
CHAIR

Member's Name: _____ NMRA#: _____ EXP: _____

Address: _____ City: _____

State/Prov: _____ Country: _____ Postal Code: _____

Date Submitted: _____ Region: _____

The Golden Spike Award will be awarded to any NMRA member who has completed the Qualifications Checklist, obtained the necessary signatures and who does not hold MMR status. It will be administered by the regional and divisional AP Chairs. AP regulations and definitions apply for scratch building and super detailing. To qualify for the award the member must complete the following checklist, obtain the signature of the divisional AP Chair or another NMRA member designated by the divisional Chair. The divisional Chair will submit the signed form to the regional AP Chair who will issue the Golden Spike Award certificate.

QUALIFICATIONS CHECKLIST:

1. Rolling Stock (Motive Power & Cars):

Display six units of rolling stock either scratch built, craftsman kits or super-detailed commercial kits.

2. Model Railroad Setting (Structures & Scenery)

Construct a minimum of eight square feet of layout including scenery.

Construct five structures either scratch built, craftsman kits or super detailed commercial kits. If a module has less than five structures, additional structures separate from the scene may be presented.