

Train Orders

Official Newsletter of the New Jersey Division,
Mid-Eastern Region, National Model Railroad Association



January 2018

Volume 28 Number 1

It's Time For Our January Meet

Bill Grosse


It should be cold, possibly some snow around, and we will be hosting the Philadelphia Division as we normally do, however we will NOT be in Haddon Twp. High School. Our long time NJ Div. member Bruce Barrett has retired from his job at the high school. Best wishes to Bruce on his retirement. This has left us without a contact at the high school, and the projected room use fee increase will be out of our reach.

With the help of John Dunn, we have been given the opportunity to meet at Grace Church in Merchantville, NJ, about 4 miles north of the Haddon High School. We are getting the room use rate that we try to stay near. If all goes well we will plan to make this our annual January meet location.

This location is the home of the Cherry Valley Model Railroad Club. They will be open for our viewing pleasure in the afternoon. There will be two clinics presented in the morning; Also Pete Suhman, will be demonstrating Off Layout Car Float Storage. Then Bob Koury, now residing in the Philly Division will show us Tree Construction For Western Railroads. See Assistant Super John Gallagher's article for more clinic information. The usual Door Prizes, Model Contest, and Swap Tables for items you need or need to sell.

The NJ Div. Bookstore will be open for book and video sales along with tickets available for the 50th Anniversary Door Prize Event

As has been the past practice in Haddon Twp., there will be open layout tours both Friday Night and Saturday Afternoon. Friday night will include 3 layouts that will be open from 7pm to 10pm. They are Cherry Valley Model Railroad Club, Dick Kitz, and Doc Patti. Please try to see these layouts on Friday, they have been gracious enough to open, so let's show them we appreciate it by showing up.

At the time of writing this, there are 11 layouts scheduled to be open on Saturday Afternoon. We will have the usual Door Prizes, Model Contest, and Swap Tables for items you need or need to sell. The NJ Div. Bookstore will be open for book and video sales along with tickets available for the 50th Anniversary Door Prize Event. 



September Meet Model Contest
Winner Submitted by Bill Howard

Next Division Meet
Saturday January 13, 2018
9 A.M. TO 12:00 Noon

Contest:
Detailed MOW Cars

Clinics:
Pete Suhman
Off Layout Carfloat Storage
Bob Koury
Tree Construction for Western Railroads

Layout Tours:
Friday 7 TO 10PM
Saturday 1 to 5pm

Swap Tables
BillGrosse
609 532-3431
W.grosse.jr@optimum.net

In This Issue

January Meet	1
Schedules	2
View From the Cab	3
Model Contest News	4
Clinics	6
Keeping Your Freight	
Station Tidy	7
Map and Directions	8
Free-Mo Clinic	9
Layout Tours	12
50th Grand Prize	17

Train Orders

Official Newsletter of the New Jersey Division
Mid-Eastern Region, NMRA
P.O. Box 8694
Trenton, NJ 08650
www.NJDivNMRA.org

Train Orders is published 5 times per year for the NMRA members and friends of the New Jersey Division. Online newsletter always available at NJ Division website. Mailed hardcopy newsletter is \$7.00 per year. The opinions expressed do not necessarily reflect those of the Division. Products and publications mentioned in *Train Orders* in no way constitute an endorsement by the Division.

Contributing to Train Orders

Train Orders welcomes contributions from the New Jersey Division membership. Letters, articles, photos and other items may be emailed to the editor, Fritz Plenefisch, at fplen3@verizon.net. Please include return postage if you would like materials returned.

Deadline for the next issue: Feb 10, 2018

Board of Directors 2017 - 2018

Superintendent

Bill Grosse
w.grosse.jr@optimum.net
609 532-3431

Secretary

Tom Lavin
856 824-1504
westvall@aol.com

Director-Layouts

Chuck Higdon
732 914-1161
vze5crw1@verizon.net

Director-Communications, Newsletter, Website and Member Contact

Geert Marien
732 757-1061
geert@mindspring.com

Asst. Superintendent and Director of Clinics

John Gallagher
johnvgallagher39@gmail.com
856 228-2239

Treasurer - Bookstore and Door Prizes

Mike Prokop
njwrr@aol.com
609 586-9818

Director-Contest Chair

Jack Menaker
732 908-6517
jackmenaker@yahoo.com

Division AP Chair

PJ Mattson, MMR
856 467-0421
pjmattson@comcast.net

Schedules

Next board meeting

Tuesday February 20, 2018
Host-Chuck Higdon
Please let us know if you plan to attend.

NJ Division January Meet

Saturday January 13, 2018
Grace Episcopal Church
7 East Maple Street
Merchantville, NJ 08109
Contest: Detailed Maintenance
Of Way Cars

NJ Division MARCH Meet

Saturday March 10, 2018
Switlik Park, 5 Fisher Place
Hamilton, NJ 08620

Garden State Division Winter Meet 2018

March 3, 2018
147 Kinderkamack Road
Park Ridge, NJ

RPM Valley Forge Meet

March 23-25, 2018
Desmond Great Valley Hotel
Malvern, PA

**ACHIEVEMENT PROGRAM
GOLDEN SPIKE AWARD
APPLICATION FORM
is the last page in *The Second Section*.**

NJ Division Area Hobby Shops

Sattler's Hobby Shop*

14 Haddon Ave.
Westmont, NJ 08108
(856) 854-7136

Jackson Hobby Shop*

2275 West County Line Rd.
Jackson, NJ 08527
(732) 364-3334
www.jacksonhobby.com

The Train Room*

715 Arnold Ave.
Pt. Pleasant Beach, NJ 08742
(732) 892-5145
www.thetrainroomNJ.com

Yankee Dabbler - Track 33

101 W. Kings Hwy.
Bellmawr, NJ 08031
yankeedabbler@aol.com

* Offers 10% discount to NMRA members

Membership Information

Any person who is a member of the NMRA and lives within the boundaries of the NJ Division as defined by the NMRA is also a member of the division. Non member guests are welcome to attend three of our meets, after which they will be asked to join the NMRA.

NJ Division annual activity fee: \$10.00 (optional and includes 5 meets) or individual meets \$5 at the door. First time guests, no charge!

National Model Railroad Association
P.O. Box 1328
Soddy Daisy TN 37384-1328

View From The Cab

Bill Grosse, Superintendent

As we get to the January meet I am looking back at 6 long weekends that began on Black Friday and ended on January 7, Christmas weekend not included.

Mike Prokop and I had our Free-Mo Modules set up in Bordentown, NJ, for their Annual Train Show.

This is a small town show of Toy Trains and Scale Trains from HO to G and more, no sales or swap meet included.

It is a tough commitment to be set up and displaying for this show in the Holiday Season, but, it was nice to see how many people still like trains. We had many young kids of course, and surprisingly, groups of teens through 20 and 30 somethings that stopped using their electronic devices for texting and talking so they could take pictures and study our modeled details.

There were over 2300 people that went through on the first weekend, and we had 200 to 300+ for each of the days for the rest of the weekends. This 200 to 300+ a day is during a 4 hour open time period.

We were able to talk with a good number of people that are interested in starting some type of model railroading. We handed out about a dozen Railpass Forms that will hopefully be completed and returned, so we can see these people at our meets, and keep them on the right track.

While Mike and I were set up there, we were able to offer a single day Free-Mo Clinic with our modules as props. Mike McNamara

was on hand as an instructor. There were 20 people in attendance on December 16 to learn about the Free-Mo Standards, how and why we began our modules and all the information through planning, construction, displaying, and transporting that we could give.


We used a Panel Type presentation over a single Clinician at a time. This worked out nice as all three of us covered one topic, with Q & A, at a time, with three viewpoints based on our own individual experiences. This allowed attendees to have up to three views of each topic, to ask questions on.

There was no pressure on making a commitment to build any Free-Mo Modules, but we offered to provide additional informational help if anyone did decide to go this route. We just had a good day with friends and trains (plus coffee and donuts).

See the Second Section for pictures and more details from Bordentown.



OLD CITY HALL
2017
**HOLIDAY
TRAIN DISPLAY**



Sponsored by:
**The Old City Hall
Committee**

NOVEMBER 24, 25 & 26
FRIDAY - OPEN AT 4PM
SAT. & SUN. - OPEN AT 10AM
11 CROSSWICKS STREET
BORDENTOWN CITY

ner convention



**Mahwah, New Jersey
September 13-16, 2018
ErieLimited.org**

Model Contest News

Jack Menaker, Model Contest Chairman

Welcome to the second edition of the Model Contest News. Our November 2017 Meet was honored with nine (9) entries of Caboose / Cabins to be voted upon. After the poor response for voting in September when I mentioned it at the end of the Meet, I was surprised that this meet had 48 attendees and we garnered 38 votes.

- Entry #1 was from John Dunn. It was a display model from the Cherry Valley Club of the Jersey Central Lines Caboose in "O" scale.
- Entry #2 was from yours truly Jack Menaker. It was the Upper Plate Combine with detailed interior.
- Entry #3 was from Dave Albertson of a D&RG caboose modeled in Hon3.
- Entry #4 from Bill Howard was a diorama showing off the Arpee & Western Caboose Combine built by MMR Disk Genthner.
- Entry #5 was a CNJ caboose modeled by one of our presenters, Glyn Thomas.
- Entry #6 was by Joe Zebrowski showing a Delaware & Allegany Bay Window caboose.
- Entry #7 was a Reading Caboose by MMR Ron Baile.

- Entry #8 was also by MMR Ron Baile showing a PRSL caboose.
- Entry #9 was from Bill Kennedy with a Western Pacific caboose.

The winning entry was #4. It was entered by Bill Howard who confessed that he entered a caboose from Dick Genthner in a diorama. (see note #2 below). Since Bill Howard didn't strictly follow the rules, he mentioned that the award should go to Dick Genthner. This will be done at the next meet.

Also from Ron Baile was a show & tell of a beautiful Penn Central caboose that he scratch-built.

Overall, this was a good showing with a great participation from the members in voting.

At the next meet in January, the contest will be for a Maintenance of Way car.

Regarding some of the rules that we should be following;

- The contest is for the specific item listed.
- Enhancing the model with a diorama isn't allowed.
- We will have a contest in the future for something like a 12" x 12" Diorama.
- The item submitted should be made, built or decorated by the person submitting it.

- Any scale is acceptable. The more the merrier. Our members work in many scales and we are eager to see all of them.
- When viewing the submitted models, touching is not allowed. Some of these models are very delicate.

I mentioned above a Show & Tell item from Ron Baile. I am suggesting that we have in addition to the model contest, a table for show and tell. There are very few rules for items going onto that table.

Please have a clear typewritten tag or page to accompany the item you bring is for viewing.

This should contain your name

The scale modeled in

Exactly what you are modeling

Any specific things that you are proud of (i.e. your own 3D modeled parts)

If the model is an accurate representation of a close enough model

Anything else you think is important.





#4-Dick Genthner's winning Entry



#3 Dave Albertson



#5 Glyn Thomas



#1 John Dunn




#2 Jack Menaker.



#6 JJoe Zebrowski

Contest - continued from page 5



#7 Ron Baile



#8 Ron Baile



#9 Bill Kennedy

Clinics for the January 2018 Meet

John V. Gallagher, Director of Clinics

We owe great thanks to our Ed Sproles and Glyn Thomas of the Philadelphia Division for their clinics presented at the November meet in Forked River. I received very positive reports that their clinics on building prototypical track and using etching techniques will contribute to member's knowledge in building finer model railroads. I continue to find that members use unique technologies and modeling approaches that show creativity, excellent problem solving, intelligence, risk taking and persistence to take our hobby in new directions.

For January, our Pete Suhmann will offer a clinic titled: *Off Layout Car Float Staging*. What? Pete, ever creative, developed an idea for a flexible staging of rolling stock that you may find useable on your model railroad. Most modelers understand the use of staging tracks to simulate those distant destinations where our trains go to or come from – i.e. off layout or hidden. Where do you put those staging tracks? Does your layout room allow you the space for a multi-track yard to hold entire trains? Won't that take away valuable space you would rather use to model another town or industry for switching? Come and see what Pete offers as a possible solution.

Our second clinic, *Tree Construction for Western Railroads*, addresses the ever challenging modeling problem of tree production. Bob Koury [who recently moved from New Jersey to Delaware] will present his approaches to modeling trees with special emphasis on those found in the western United States. Members

who model Union Pacific, Southern Pacific, Santa Fe, and other western roads will find valuable techniques here. However, others modeling a different geography will find Bob's techniques informative to your modeling as you always use your creativity to adapt. There always is a better way.

I will pass the clinician volunteer clip board at the meet seeking volunteers for future meet presentations. I will contact a few volunteers for the March meet but my list of clinicians will be depleted for the fall 2018 meets. You can use plenty of time to develop a clinic for a September or November meet or even into 2019, especially if you need to do modeling on your clinic topic. A commitment and deadline always motivates one toward progress and goal achievement. Remember, all of our clinics require at least 30 minutes of presentation [45-60 minutes preferred] plus a handout. Why? They count towards the Author Achievement Certificate. For handouts, speak to me as we have options on duplicating. The handout can be a simple few paragraphs on your clinic topic and members always find sources for materials related to your clinic valuable. Web site addresses, magazine articles, books and other resources provide members with ways to learn more.

Finally, are you ready for another Works in Progress meet? If you want one, needed are clinicians – at least 8 to 10. As always, thanks for your contributions and support!



KEEPING YOUR FREIGHT STATION TIDY

By Mike Prokop

It's obvious if you were the stationmaster or freight agent working on your favorite railroad back in the day, your major responsibilities would have been the efficient receiving and shipment of freight. You had to make sure the lading got shipped to the right consignee, wasn't broken, arrived on time, and all that stuff. And, after receiving shipments at your freight house, make sure it got to the correct receiver in good condition.

Okay, so you're a great freight house manager and perform your responsibilities almost flawlessly, but one big problem you have to deal with is trash, lots of it! With every freight car you receive at your freight station, along comes, yes you guessed it, more junk! Used packaging, wood, paper, cardboard, debris, broken stuff...dunnage!

Yes, DUNNAGE, all that waste material used to load and secure cargo during transportation. Whether you like it or not, be assured it's coming and coming and coming! In today's world of modern trash removal services, no big deal. Fill the dumpster, call the waste removal/recycling company and as they say in the business, "fuhgeddaboutit."

What would you do at your freight house if it was the turn of the century?

And I mean the turn of not the last century, but the one before that! Yes...1900! Dunnage at many railroad freight stations or terminals could have been overwhelming. Sanitation management back then was a major challenge for all.

Some railroads back then solved these issues famously and easily, they built an incinerator on site! No, not one of those gigantic smelly buildings with smokestacks towering into the air bleaching obnoxious fumes. We're talking about a burning unit on site in the rail yard manned by one or two trash engineers. When these guys were on the job, the freight terminal was kept clean and tidy. Here in the two photos are examples of freight yard incinerators. The cyclical one in the bottom photo, was at the Reading's Linden Street Freight Station, is one style. Notice the open door on the right side that received said dunnage. The Reading's incinerator here was long out of service in this 1959 photo taken by Frank Kozemple, but stands as a monument to those pioneering trash jockeys back in the day! The other photo shows perhaps a little more of a sophisticated burner with what looks like more "bells and whistles," and as you can see, an expert attendant! Can't you feel the burn!

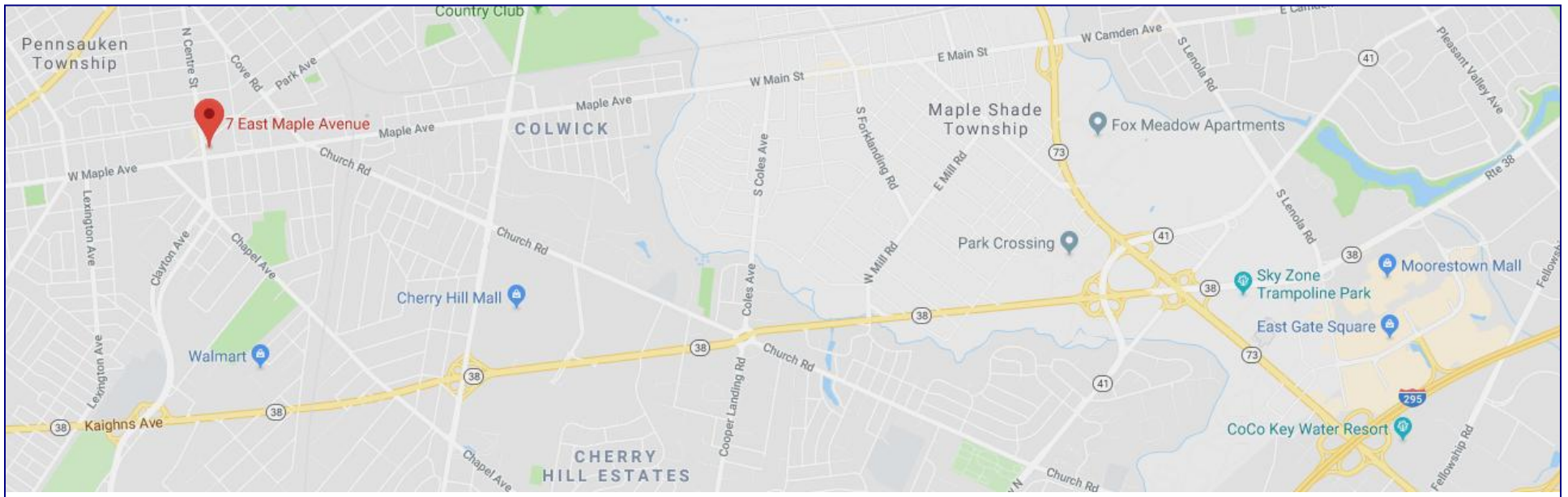


Fuhgeddaboutit!



Top photo: Unknown Photographer and location
Lower photo: Frank Kozemple; Linden St. Camden, NJ
Courtesy of the West Jersey Chapter, NRHS

Directions to the January Meet



From the **North East**, take I-195 W to I-295 S, From the **North** take I-295 S.

Take exit 40 to merge onto NJ-38 W toward Moorestown, 5.5 mi.

Turn right toward Coles Ave and Church Rd, take the second Right to Church Rd., 1.8 mi.

Slight left onto E Maple Ave., 7 E Maple Ave will be on the right. Additional parking right around the block by the fire house at 22 E Park Ave. There is a lot across the street from the firehouse.

Meet location: **7 E Maple Ave, Merchantville, NJ 08109**

From the **South**, take NJ-55 N, NJ-42 N or NJ-30 N to NJ-130 N. Continue on NJ-130 N/Crescent Blvd.

Drive to W Maple Ave in Merchantville. Turn right onto W Maple Ave, destination 7 E Maple Ave will be on the left. Limited parking here.

Additional parking left onto E Park Ave., then right by the fire house at 22 E Park Ave. There is also a lot across the street from the firehouse.

From the **East**, take NJ-70 W to NJ-73 N, Use any lane to turn right onto NJ-73 N, 2.1 mi.

Exit onto NJ-38 W/Kaighns Ave toward NJ-41/B Franklin Bridge/Haddonfield, 1.8 mi.

Turn right toward Coles Ave and Church Rd, take the second Right to Church Rd., 1.8 mi. and follow from above.

From **South PA/Del**, cross on I-76 E, exit I-676N and NJ-130 N, stay right to NJ-130 N. Follow above to church.

From **Center City**, cross on I-676 E, exit for Federal St E/537 E. This becomes W Maple Ave, follow above.

From **North of Philly**, cross and get to I-295 S, then follow upper left directions.

Second Section

December 16, 2017, Free-Mo Clinic

The New Jersey Division, through Bill Grosse, Mike McNamara, and Mike Prokop, presented a Special One Day Free-Mo Clinic on December 16, 2017. The weather and illness kept some from attending but we had 12 attendees representing NJ Div., Garden State Div., and the Philly Div.


The clinic ran 3.5 hours with 2 short breaks, plus some operating time after it was done, with very positive reviews. This was the first time out for this presentation, and looking at it afterward, we could have easily made this a full day clinic, 3 hours AM, lunch and 3 hours PM.




Construction Methods included a 1/3 scale model of one of Bill Grosses modules .



Mike McNamara covered Wiring to Free-Mo Standards and included one of his modules for reference.



Kevin Feeney Checking Out Bill G's Portable Power Shelf.



Power Supply/Command Station Shelf In Operation



Mike Prokop explaining how the modules are able to be history lessons for younger people, and memories for those that know the areas being modeled.



Free-Mo Operations showing unique model railroading possibilities, from realistic, prototypical, freelanced, and into the fourth dimension.


Here some attendees were taking coal of the car float at Linden St. in Camden, NJ about 1950, then running through Yardville, NJ in 1980 something with the loads of coal.

At large Free-Mo Group Setups, it is possible you could go from Mike Prokop's Linden St., through the Afghanistan Desert, on to Mike McNamara's Woodstown Junction, to an oil tank farm and end up in Bill Grosse's Yardville, NJ, in one straight run.



Second Section

Layouts open for viewing in January






Open Friday night from 7 PM until 10 PM besides the Cherry Valley Club, Doc. Patti and Dick Kitz will have their layouts open for our viewing. Please come out and support their work.

Some photos of Richard's layout are on this page.


Saturday, the Burlington County Model RR Club Footlighters Playhouse will be open. Here is their website: <http://bcmrc.org/index.htm>

Pictures may be found here:





Doc. Patti's layout above and the Cherry Valley Club below.







Photos of Dan Tavani's layout above and Joe Zebrowski's below.






Bill Rose's layout photos above and Chuck O'Malley's below.





Photos of Mert Gardner's above and Chris Conaway's below.





NEW JERSEY DIVISION 50TH ANNIVERSARY SPECIAL

FIRST PRIZE

MTH ERIE TRIPLEX STEAM ENGINE DCC AND SOUND

SECOND PRIZE

MTH MILWAUKEE ROAD BI-POLA ELECTRIC MOTOR DCC AND SOUND

THIRD PRIZE

ATHEARN SANTA FE FP-40 PASSENGER SCHEME DIESEL DCC AND SOUND

FOURTH PRIZE

OAK WOODEN TRAIN DISPLAY WALL CASE

MORE PRIZES

POSSIBLY ADDING ANOTHER QUALITY PRIZE OR TWO...STAY TUNED

TICKETS ARE \$2 A PIECE OR 3 TICKETS FOR \$5. ONLY 400 TICKETS TO BE SOLD SO YOUR CHANCES OF WINNING IS GREAT! BUY YOUR TICKETS AT THE NJ DIVISION BOOK STORE AND VIEW THE PRIZES THAT ARE DISPLAYED THERE. THE DRAWING WILL BE HELD AT THE MAY 2018 NEW JERSEY DIVISION MEET AND YOU NEED NOT BE PRESENT TO WIN.

ACHIEVEMENT PROGRAM GOLDEN SPIKE AWARD APPLICATION FORM

PLEASE COMPLETE THIS APPLICATION FORM AND SEND TO YOUR REGIONAL OR DIVISIONAL AP
CHAIR

Member's Name: _____ NMRA#: _____ EXP: _____

Address: _____ City: _____

State/Prov: _____ Country: _____ Postal Code: _____

Date Submitted: _____ Region: _____

The Golden Spike Award will be awarded to any NMRA member who has completed the Qualifications Checklist, obtained the necessary signatures and who does not hold MMR status. It will be administered by the regional and divisional AP Chairs. AP regulations and definitions apply for scratch building and super detailing. To qualify for the award the member must complete the following checklist, obtain the signature of the divisional AP Chair or another NMRA member designated by the divisional Chair. The divisional Chair will submit the signed form to the regional AP Chair who will issue the Golden Spike Award certificate.

QUALIFICATIONS CHECKLIST:

1. Rolling Stock (Motive Power & Cars):

Display six units of rolling stock either scratch built, craftsman kits or super-detailed commercial kits.

2. Model Railroad Setting (Structures & Scenery)

Construct a minimum of eight square feet of layout including scenery.

Construct five structures either scratch built, craftsman kits or super detailed commercial kits. If a module has less than five structures, additional structures separate from the scene may be presented.