

Train Orders

Official Newsletter of the New Jersey Division,
Mid-Eastern Region, National Model Railroad Association



January 2020

Volume 31 Number 1

Next Stop Merchantville

By Bill Grosse

January 11, 2020 we are back at Grace Episcopal Church in Merchantville. This is our annual joint meet hosting the Philadelphia Division. There will be our usual NJ Division business, possibly some Philly Division business, a pair of clinics, and open layouts for the afternoon including the Cherry Valley Model Railroad Club Layout at the church. We hope to see you there.

New Jersey Division Logo Shirts

Remember to place your order for a NJ Division polo shirt with or without pocket with our NJ Division Caboose Logo embroidered on the right chest. See the Shirt Information on Page 7, for more details.

The shirts are not a fund raising item. We are only collecting the actual cost of the shirt you order. The NJ Division will have no costs to cover either.

3rd Annual Free-mo Clinic

Mike Prokop and Bill Grosse had their Free-mo Modules set up in Bordentown, NJ for six weekends during the 10th Annual Holiday Train Display. Having the modules set up allowed the 3rd Annual 5 hour Free-mo Clinic presentation to be made. A nice size number of attendees learned many features of Free-mo [HO] Modular Railroading, including using the standards for home layouts and other scales.

It is not feasible for us to set up for a clinic that provides all of the information within the time constraints of a division meet. It is too labor and time intensive to set up, present, and then take down our railroad for a 1-2 hour clinic. This besides not being able to provide enough information in such a short time period.

Our Annual Holiday Train Display setup allows us to present the clinic with no extra time and work involved beyond the presentation itself. So in December 2020, Mike and Bill will probably be set up for the 11th Annual Display, and if there is interest from our members, we may consider a 4th Annual Free-mo Clinic. Let us know during the year if you would be interested.

2025 MER Convention

The Board of Directors has offered to have the New Jersey Division host the 2025 MER Convention. We have time before we have to really start getting to work on setting up a convention. But, if you have any ideas for a location to consider, or any other ideas that you would like to present, put them in an email and send to me at njdiv.super@gmail.com. I will start to put a convention idea file together now, so it is ready for a convention committee to have when it is formed. I will also accept any notes of desire to be the Convention Chairman from anyone brave enough to throw their name in.



Next Division Meet

Saturday January 11, 2020

9 a.m. to 12:00 noon

Grace Episcopal Church

7 East Maple Avenue

Merchantville, NJ 08109

Contest: Detailed Baggage/Mail Cars.

Clinics:

Fred Willis

Scratch building structures working with photographs.

Layout Tours:

Saturday 1 p.m. to 5 p.m.

Swap Tables:

Bill Grosse 609 532-3431

njdiv.super@gmail.com

In This Issue

January Meet	1
Schedules	2
View From The Cab	3
Model Contest News	4
Clinics	5
Model and Prototype	5
Dead Rail	6
NJD Polo Shirts	7
Map and Directions	8
Layout Tours	9
NJD Anniversary Gondola	13
NJD Member Info Request	15
Future Conventions	16
Golden Spike Appl. Form	17

Train Orders

Official Newsletter of the New Jersey Division
 Mid-Eastern Region, NMRA
 P.O. Box 8694
 Trenton, NJ 08650

[www.https://njdivnmra.org](http://www.njdivnmra.org)

Train Orders is published 5 times per year for the NMRA members and friends of the New Jersey Division. Online newsletter always available at NJ Division website. Mailed hardcopy newsletter is \$7.00 per year. The opinions expressed do not necessarily reflect those of the Division. Products and publications mentioned in Train Orders in no way constitute an endorsement by the Division.

Contributing to Train Orders

Train Orders welcomes contributions from the New Jersey Division membership. Letters, articles, photos and other items may be emailed to the editor, Fritz Plenefisch, at fplen3@verizon.net. Please include return postage if you would like materials returned.

Deadline for the next issue: Jan 31, 2020

Board of Directors 2019-2020

Superintendent

Bill Grosse
njdiv.super@gmail.com
 609 532-3431

Clerk/Secretary

Joe Zebrowski
 609 268-9451
trackjack@comcast.net

Director-Layouts and Newsletter

Chuck Higdon
 732 914-1161
vze5crrw1@outlook.com

Director-Editor

Fritz Plenefisch
 609 585-7660
fplen3@verizon.net

Director-

Tom Neukirchen
 609 584-5184
t.neukirchen@aol.com

Asst. Superintendent and Director of Clinics

John Gallagher
johnv.gallagher39@gmail.com
 856 228-2239

Paymaster/ Treasurer - Bookstore and Door Prizes

Mike Prokop
njwrr@aol.com
 609 586-9818

Director-Contest Chair

Jack Menaker
 732 908-6517
jackmenaker@yahoo.com

Division AP Chair

PJ Mattson, MMR
 856 467-0421
pjmattson@comcast.net

Visit us at <https://njdivnmra.org> and join us on
 Groups at <https://groups.io/g/NJDivNMRA>

Schedules

NJ Division January Meet

Saturday January 11, 2020
 Grace Episcopal Church
 7 East Maple Avenue
 Merchantville, NJ 08109

Next Board Meeting

February 11, 2020

Host-Bill Grosse

Please let us know if you plan to attend
njdiv.super@gmail.com

NJ Division March Meet

Saturday March 14, 2020

Switkik Park

5 Fisher Place

Yardville, NJ 08620

Garden State Division Winter Event

Saturday February 29, 2020 (Tentative)

Park Ridge, NJ (Details TBD)

NJ Division Garden State

Joint May/Spring Meet

Saturday May 16, 2020

Railroad Prototype Modelers

March 26 – 29, 2020, Desmond Great
 Valley Hotel Liberty & Convention Center

One Liberty Blvd. Malvern, PA

(See page 16 of TO for details.)

Mid-Eastern Region Convention

October 15 to 18, 2020, Charlotte, NC

(See page 16 of TO for details.)

NJ Division Area Hobby Shops

* AAA Hobbies & Crafts

706 N. Whitehorse Pike, Magnolia, NJ 08049
 (856) 435-7645
www.AAAHobbiesandCrafts.com

* Sattler's Hobby Shop

14 Haddon Ave.
 Westmont, NJ 08108
 (856) 854-7136

* The Train Room

STORE HAS CLOSED

www.thetrainroomNJ.com

* Trainpops Attic

400 Mill Street, Bristol, PA 19007
 (215) 788-2014
<https://trainpopsattic.com>

* Yankee Dabber - Track 33

101 W. Kings Hwy, Bellmawr, NJ 08031
yankeedabber@aol.com

* Offers discount to NMRA members.
 Must show Current Membership Card

Membership Information

Any person who is a member of the NMRA and lives within the boundaries of the NJ Division as defined by the NMRA is also a member of the division. Non member guests are welcome to attend three of our meets, after which they will be asked to join the NMRA.

NJ Division Annual Activity Fee:
 \$10.00 (optional and includes 5 meets) or
 individual meets \$5 at the door.

First time guests, no charge!

National Model Railroad Association
 P.O. Box 1328 Soddy Daisy TN 37384-1328
www.nmra.org

View From The Cab

By Bill Grosse, Superintendent

2019 is already coming to an end, it seems like a month ago I was writing that we were heading to Merchantville.

If you are attending your first NJ Division meet, or your first in many years, make sure you look for one of our Ambassador's to New Members. They will be wearing special ID tags to be more visible. They have volunteered to make sure you enjoy the NJ Division meets.

We have had a busy year and have been trying new ideas that were presented by the membership and are looking to have another productive year ahead of us.

Remember this is your New Jersey Division. Feel free to send an email to the NJ Div. Board members with any ideas or concerns. If you wish to remain anonymous, drop a note in the red suggestion box at a meet, or if you wish to send me an email, you can include a first line stating "Keep Name Private". I will not divulge your name nor forward the email to anyone else, I will only present your comment / idea / or complaint. All name and contact information will be removed. Also we like to hear from you about things you like about the Division. Your feedback helps us stay on the right track.

At our upcoming meet everyone sitting towards the back of the room should be able to hear better. The old sound system that has been has been replaced. For anyone speaking, we have a selection of working microphone styles for you are most comfortable with.

We welcomed the following new members during the year;

Albert Etzel - Point Pleasant Beach
 Nicholas Sabella - Manalapan
 Herbert Seeburger - Lawrenceville
 Kathryn Tiffany - Voorhees
 Matthew Hosford - Mays Landing
 Charles Kluxen - Cape May Courthouse
 Janet Kluxen - Cape May Courthouse
 James Limani - Bordentown
 Michael Amoroso - Clayton
 Joseph Travia - Waterford Works
 Paula Williamson - Westmont

And we welcome back;

Robert Schumacher - Moorestown
 Chris Andreaci - Galloway
 Robert Sleeth - Waynestown
 Anthony Zascone - Forked River
 Andrew Lubow - Aberdeen

I also have to list some friends we have lost during the past year.

It has been nice to meet these members and become friends with them. Please remember the following members;
 Alan Buchan - NJ Division Charter Member
 Sam Natal - NJ Division Charter Member
 Mert Gardner - Past Superintendent
 Carl Pape
 Raymond Muller

[Names are listed by information reported to me, list may or may not be complete. Please let me know if any members pass or have passed, in order to provide proper sympathies to their families.]

I look forward to working with you through 2020, see you in Merchantville.

Railpass Trial Membership's

The National Model Railroad Association (NMRA) has a nine month Trial Membership known as Railpass Member (RP). Anyone meeting the requirements: New Member or not an NMRA Member for at least two years. RP Membership is available only one time for \$19.95, this is a nine month membership including the NMRA Magazine and allows attendance at all National, Regional, and Division Level events, and all member benefits. RP Members are not able to hold office or vote.

At the end of the trial, the RP Member can renew at the Regular Member rate, \$75 with NMRA Magazine, \$47 without the magazine

Currently the NJ Division pays the \$19.95 Railpass fee to the NMRA, for anyone residing within the NJ Division boundaries and wishing to try the NMRA, shall complete the RP form and return it **ONLY** to the NJ Division. Do not send it to NMRA Headquarters, it will not be accepted without payment. The NJ Division has been making the RP payments since the Mid-East Region decided to stop their program of making the payments.

If you have friends or relatives that come as guest's to NJ Div. meets, and are not NMRA Members, encourage them sign up for the RP Trial Membership. Hopefully they will like what they experience and then renew as a Regular Member.



Model Contest News

By Jack Menaker, Model Contest Chairman

Contest Newsletter December 2019

The November contest was for Division members to present a railroad structure. This contest could have included many items that a railroad used in their operations. There were two only entries, both were Railroad Towers with detailed interiors.



Left photo

The winning entry was from Gus Foster. It was a beautiful Pennsylvania Railroad tower that was built from prototype data as presented by Gus.



Right photo

The highly detailed interior shows a large Armstrong machine and operator's desk with details.

The January meet will be held in the Grace Episcopal Church located in Merchantville NJ. To refresh memories, this is where the Cherry Valley club is located. The contest is your representation of something a railroad has used to handle baggage or mail. (a combine, a mail car, a doodlebug or even a station baggage wagon).

The contest schedule for upcoming meets is follows;

March 2020 – THE BOXCAR CHALLENGE (details below)

What is the Boxcar Challenge you may ask? The rules are;

Size Matters!

If you model O scale, the diorama must be 20" x 12"
 For HO scale, the diorama must be 10" x 6"
 And for N scale, the diorama must be 5" x 3"

The boxcar must be recognizable!

It can be all beat up and it must be identifiable as a former boxcar
 You cannot make furniture using the boxcar boards and pieces.
 Other than the above rules, the sky is the limit. Use your imagination,
 and Good Luck

May 2020 – Detailed Industrial Structures (assembled kitbashed kits are OK)

We are looking for suggestions from our members for ongoing contests.



Clinics for the January Meet

By John V. Gallagher, Director of Clinics

Happy New Year! We completed 2019 with an excellent number of clinics, thanks to you, the clinic presenters who stepped forward to provide a varied selection of interesting clinic topics. Remember, the NMRA meets the requirements of being a 501(c)3 tax exempt organization because it is an **educational** organization. We educate our members and the general public regarding railroading and model railroading.

The Clinics

Our friends of the Philadelphia Division will join us for the January meet. Each division will provide a clinic for this meet.

Our own Fred Willis will present the first clinic, a revisit to the basic principles of scratch building structures, working with photos. Fred found additional practices in structure construction that added to making ones that better reflect those in the photos. In addition to the updating of these techniques, Fred found adding these details brought life to his structures, telling a story to the viewer. Those details also included weathering the structures to show the effects of Mother Nature on them.

In recent years, Fred won first place, structures, at two Mid-Eastern Region conventions, a significant accomplishment because of the intense competition of other submitted structure entries. Fred will discuss techniques for building better entries and how to increase your score not only for the contest, but also to earn merit awards. Modelers can

also apply these techniques and approaches to improve all modeling activities, thereby earning merit awards in other categories.

Mark Wallace of the Philadelphia Division will present part two of his ongoing series of clinics about Model Railroad Operations Dispatching from a Prototypically Functional Approach. Mark will review the principles of his approach, previously presented in part one, so all will be prepared for this further discussion of operations dispatching. Reducing the number of “rules” the prototype uses to a select number necessary for model railroad operations allows model railroaders to experience realistic prototypical operations sessions. So, whether your pike is a humble effort or you operate on a large club layout, Mark’s approach to operations applies. Don’t miss this one.

Clinics for Future Meets

Thanks to the members who volunteered to offer a clinic for the March 2020 Works in Progress [WIP] meet. I will contact you to discuss your clinic and offer any assistance you need to prepare. I will pass around a clipboard for any additional volunteers for a WIP clinic at the January meet, if you have one that is a single topic modeling technique that you can present and/or demonstrate in 30 minutes, sign up. Earn Author and Volunteer AP credits. If you will not be attending the January meet, please contact me at: johnv.gallagher39@gmail.com.

Thanks for your participation.




Model and Prototype

By Fritz Plenefisch

Alexander Scale Models released a Water Tank kit based on a Chicago Burlington and Quincy Railroad design in the early 1950s.

The photo below was taken August 2019 in Lusk, Wyoming of a tank similar to the kit. It was placed on US National Register of Historic Places in 1991.



More on Dead Rail

John V. Gallagher



I mentioned in my November clinic that it was a work in progress. Since then, I found some additional information you may find useful in deciding to integrate dead rail on your layout, including garden model railroads.

The **Velcro** I use for mounting batteries, decoders and Dead Rail receivers is **industrial strength**. I found it in Lowe's but Home Depot and Ace Hardware may now carry it. You can try it out buying a small package of two sets, each 4" X 2". When applying the Velcro to a circuit board or to the model, realize that once it sticks, it is almost permanent so apply it correctly the first time! If you need more Velcro for other applications, such as mounting building flats on the backdrop, I recommend you purchase a roll 15' X 2" that includes a roll of "hook" and a roll of "loop" together.

Dead Rail is **NOT** limited to DCC layouts. If your layout is DC [analog], and you need to apply dead rail to one or two locomotives for your layout, there are options. Some systems use a throttle/

transmitter to send airwave instructions to a receiver equipped locomotive powered by a battery. Others use cell phone/smart phone applications. Google the following for more information: [1] BlueRail Trains for their "Blue Horse" system for Apple iPhones; [2] Bachmann E-Z Wireless Train Control; [3] Blue HorseTrains for Android based smart phones; [4] Ring Engineering for their HC-2 throttle; [5] DelTang for their Tx series of transmitter throttles; [6] Crest Electronics for their CRE57001 Revolution Transmitter. Do general searches on Google being creative with the "dead rail" and "power on board" words to see what is available. [You will also get a lot of junk for the word "dead" serves lots of music and other sites you would rather not visit!]

Dead Rail for DCC is not limited to Digitrax and NCE. Search the following: [1] CVP Products for their AirWire Line, T5000 throttle, that support all DCC CV functions; [2] Stanton S-CAB throttle – supports all DCC Cv's; [3] MRC Freedom One supports some CV functions; [4] Existing DCC systems with a wireless to rail transmitter – check out Tam Valley products RSI MKII. Also, search Tam Valley for other options. Tam Valley products are sold by <http://www.deadrailinstalls.com>

The Ziploc bag I circulated with a small blue battery, a small receiver [2 amp] and

an HO decoder was installed in a small O scale switcher. The 450mAh [milli-Amp-hour] -battery runs the locomotive with no limitations including hauling short trains up 4% grades. It has operated over one hour on the charge without recharging. It certainly would provide sufficient power for HO locomotives.

Batteries. The Lithium batteries for model railroading should output 11.1 volts DC. That is sufficient for N through O scale although some O scale and garden G scale use up to 14.8 VDC. The ampere output concerns how long the battery will last before shutting down, just like your Lithium power tools. So, if your locomotive is a power hog and/or you haul heavy trains up grades, your battery will last a shorter time. Or, you will need a battery with higher amperage for longer operations. More amperes, the larger the battery. Cost is the same so space is your constraint enclosing the battery inside the locomotive [or tender].

A good article introducing Dead Rail is: Dolkos, Paul J. Battery Power and Remote Control, *Model Railroader*. May 2015, pages 36-40.

Model Railroading is fun!



New Jersey Division, NMRA Embroidered Caboose Logo On Stone Color Port Authority Polo Shirt, With Choice of Pocket or No Pocket



Available For You To Order Through January 31, 2020

Contact - Bill Grosse - njdiv.super@gmail.com -
or Mike Prokop - njwrr@aol.com

Order Will Be Placed With Supplier On February 7, 2020
A Deposit Will Be Requested Prior To Order
Being Placed With Supplier

Pocketed Polo - \$30 For S - XL

+ \$2 - XXL, + \$4 - 3XL, + \$6 - 4XL,
+ \$8 - 5XL, + \$10 - 6XL

NO Pocket Polo - \$25 For S - XL

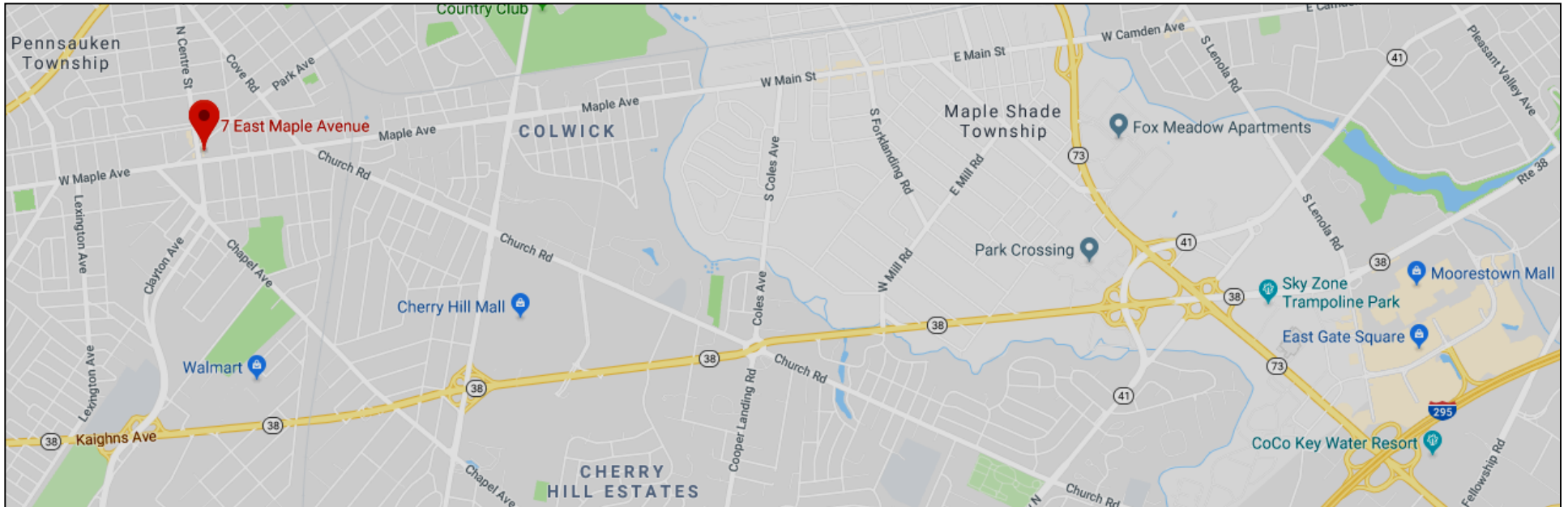
+ \$2 - XXL, + \$4 - 3XL, + \$6 - 4XL,
+ \$8 - 5XL, + \$10 - 6XL

Name Over Pocket or On Left Chest
Available at \$5 Per Word

[JOHN = \$5, JOHN SMITH = \$10]

Directions to the January Meet

Meet Location: Grace Episcopal Church, 7 East Maple Ave., Merchantville, NJ 08109



From the **North East**, take I-195 W to I-295 S,
 From the **North** take I-295 S.
 Take exit 40 to merge onto NJ-38 W toward Moorestown, 5.5 mi.
 Turn right toward Coles Ave and Church Rd, take the second Right to Church Rd., 1.8 mi. Slight left onto E Maple Ave., 7 E Maple Ave will be on the right. Additional parking right around the block by the fire house at 22 E Park Ave. There is also a lot across the street from the firehouse.

From the **South**, take NJ-55 N, NJ-42 N or NJ-30 N to NJ-130 N.
 Continue on NJ-130 N/Crescent Blvd.

Drive to W Maple Ave in Merchantville. Turn right onto W Maple Ave, destination 7 E Maple Ave will be on the left. Limited parking here. Additional parking left onto E Park Ave., then right by the fire house at 22 E Park Ave. There is also a lot across the street from the firehouse.

From the **East**, take NJ-70 W to NJ-73 N, Use any lane to turn right onto NJ-73 N, 2.1 mi.
 Exit onto NJ-38 W/Kaighns Ave toward NJ-41/B Franklin Bridge/Haddonfield, 1.8 mi.
 Turn right toward Coles Ave and Church Rd, take the second Right to Church Rd., 1.8 mi. and follow from above.

From **South PA/Del**, cross on I-76 E, exit I-676N and NJ-130 N, stay right to NJ-130 N. Follow above to church.
 From **Center City**, cross on I-676 E, exit for Federal St E/537 E. This becomes W Maple Ave, follow above.
 From **North of Philly**, cross and get to I-295 S, then follow upper left directions.

Second Section

Layouts open for viewing for the January Meet

For the January meet we have six layouts to visit. Maps listing them along with directions and the time they will be open are available at the meet.


Please contact a Board member if you would like to host an open house for your railroad when we are close to your area. Besides the January (Merchantville) and March (Yardville) meets being in the same locations we try to get around the whole division on a two year cycle. But if we are missing your area completely, please let us know so we can visit your layout.

Again a reminder that I will be relocating and resigning from this position. The Division will need someone to coordinate the layout tours and get the photos for the Train Orders. Please talk with me about this position if you might like to offer your services with it.

Chuck Higdon



Below are two photos of Chris Conaway's C&N Division railroad. Looking at the scenery, it must be summer there.





Above are two photos of Dick Kitz's north western themed railroad. These photos are on the website trainposse.com Along with a dozen other railroads. Also links to local clubs like the Cherry Valley RR below, these 2 photos are from their Facebook page.





Two photos above of Steve Moylan's PRR railroad, taken by Chuck Higdon.
There are maps around the layout to help with the operating sessions run there.

Below are 2 of Konrad Richter's Ashland & Sycamore Hill RR. The ASH is a freelance bridge railroad that runs thru the Middle Atlantic States from central NJ to MD via the B&O, CNJ, RDG and PRR. This is set in the Fall of November 5th, 1956.





Glyn Thomas will be open for us in the afternoon from the Philly division.

Gaithersburg Annual Train Show

By Kevin Feeney

Many of you may have seen a card on the flyer table at Timonium and other train shows. I attended the last few including this year's (2019) show. It is truly the largest show devoted to Railroadiana in the country with additional transportation items included. It is held in a large two-story building with five vendor rooms. In the past, there was also a model train show in an additional building, but it was gone this year. Besides the \$9 Sunday admission, there was an early \$40 ticket that gave access as the dealers were setting up on Friday Afternoon/Saturday, and is supposedly where the real action takes place.

While the prices of Railroad china [usually

double digits], Railroad lanterns [usually in \$00s] and locomotive builder plates [some in \$000s] continue to climb, the bottom seems to have fallen out of the Railroad paper market. This is no doubt due to the aging of the collectors. I'm 66 and most of the folks there were certainly older than me! This year I saw boxes of employee timetables and rule books for \$1 and scores of historic, public timetables for \$2 or less. One dealer had boxes of them at 25 cents each! I brought 12! A few were giving away Amtrak ones for free. I took some!

Many of the Railroadiana dealers had some model Railroad items for sale and there were a few tables with just models or toy trains. This

was fine with me as I basically go to this show to just look at the 400 tables of Railroadiana and aviation items. I did buy some cheap Rail Road books and Boeing pamphlets to read and probably resell on eBay. My biggest purchase was several unbuilt model plane kits for \$5 each that were 1/94 and 1/100 scale, for the HO scale airport that I plan to build SOME day.

The folks who run this show are involved with Rail Fair in Jacksonville, FL [been to that a few times] and another big show in Ohio. If you have any interest in Railroadiana, you owe it to yourself to attend these and/or the Gaithersburg Show at least once.



50th Anniversary Gondola Cars by Mike Prokop


So, just a quick review about the cars. They are \$35 each, or a set of two for \$65. Car numbers are 1968 and 2018, which are the years that the New Jersey Division was founded and the year we celebrated our 50th anniversary. The gondola is from Tangent Models and is a superb model of a 70 Ton 52'6" Riveted Drop End Gondola. The placement of the brake wheel on the side is an identifying feature of a drop end Gondola.

They're ready to run out of the box and come with Kadee couplers.

We acquired 216 units with equal amounts of the two car numbers. Between pre-orders and sales, almost half are sold out so don't wait too long to get yours. See me at the division bookstore during the meet to buy some cars. Cash or your check will consummate the deal and you'll be hauling stuff around your layout in no time!

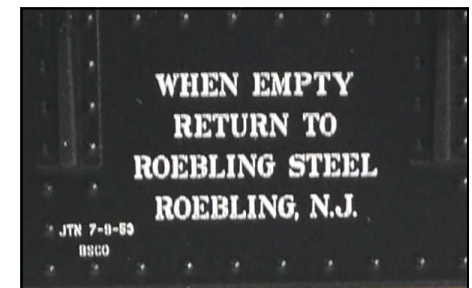
These are not only excellent looking and beautifully running cars, but, for a car obviously not decorated for a prototypical railroad, they do have the look of an authentic gondola that you might see in any train consist from the 1930's to the 1980's.

To order by mail see the Order Sheet on page 14. USPS Priority Mail postage is: \$9 for one car and \$10.75 for two cars.



The Reporting Marks "NJDX" for this car identify the owner as the New Jersey Division and the "X" designates a Private or Non-railroad owner.

This Stencil indicates the Gondola is in Assigned Service to Roebing Steel. It must be returned to Roebing after its load has been delivered.



**New Jersey Division 50th Anniversary Car
Tangent Scale Models Bethlehem 70 Ton
Riveted Drop-End Gondola in HO Scale**

All cars will be ready to run

We are producing the car in two numbers to

Commemorate our 50th anniversary

1968 & 2018

**The car will be NJDX black with white
lettering and data for the 1950s**

It will cost \$35.00 each

Or

A set of both numbers for \$65.00

**We are accepting reservations now. All
reservations must be accompanied by a check
made payable to NJ Division.**

Name_____

Address_____

City, State and Zip code_____

Telephone_____ Email_____

See Tangent website for more info support@tangentscalemodels.com

Return this form to NJ Division P O Box 8694 Trenton, NJ 08650

NJ DIVISION MEMBER INFORMATION UPDATE FORM FOR 2020

If You Have Not, Please Complete and Return this form to the NJ Division at the Jan. Meet or Send It In

Name: _____
Address: _____
City, State, Zip: _____

Online / Email Newsletter Only	No Charge
Mailed hardcopy of newsletter (Optional)	\$7
Annual Activity Fee (Optional)	\$10
Total Amount Enclosed -	\$ <input type="text"/>

Contact Information

Home / Cell Phone: _____

E-mail Address: _____

If you have a website, the address: _____

May we share your phone number with other members? - - - - - Y / N

May we share your e-mail address with other members? - - - - - Y / N

Do you want your Train Orders e-mailed? - - - - - Y / N

May we eliminate your hardcopy version of Train Orders? - - - - - Y / N
(Yes only if you will access Train Orders online or via e-mail)

Would you like to receive e-mail notices of New Jersey Division
Special Events? *At most 1 per month!* - - - - - Y / N

To be included in the NJDivNMRA groups.io, please submit your request
online through the groups.io page. njdivnmra@comcast.net for more info.

Modeling Information (Optional)

Do You have a layout? - - - - - Y / N, In which Scale(s) do you model? _____

If yes, can you be open at meets? - - - Y / N If yes, best meet location? - _____

What is the name of your railroad? _____

Prototype(s) followed, if any? _____

NMRA Member Number: _____

NMRA Expiration Date: _____

Division Expiration Date (Office Use Only)

Thank You for being part of the NMRA
and the New Jersey Division

Can you help your division in any way? - - - - - Y / N

If so, in what way are you willing to be involved ?

Make Checks Payable to:

NJ Division, NMRA

Return to: New Jersey Division

PO Box 8694

Trenton, NJ 08650-8694



LOOK SOUTH IN 2020

**MID-EASTERN REGION 2020
 CONVENTION**

CAROLINA SPECIAL

OCTOBER 15TH – 18TH 2020

Crowne Plaza Charlotte, Executive Park
 CHARLOTTE, NORTH CAROLINA

Carolina Southern Division is proud to be
 hosting the MER 2020 Convention

REGISTRATION IS NOW OPEN

Convention activities will include:

- A wide selection of model railroading clinics, including by some nationally recognized names in the hobby
- Tour of the North Carolina Transportation Museum Back Shop and other non-public areas
- Tour of the Southeastern Narrow Gauge and Shortline Museum
- Tour of Wade's Train World in Brookford, a layout maintained by the CSD
- HO, S and N scale operating layouts in the Convention Hotel
- Home layout tours in the area, to include The Piedmont & Western and NYC Piney Fork Branch, which were both cover stories in *Model Railroader*
- Operating Sessions

START THE REGISTRATION PROCESS AT THIS LINK:

<http://carolinasouthern.org>

**Railroad Prototype Modelers
 Valley Forge**

An NMRA Sponsored Event

March 26, 27, 28, 29, 2020

at the

**Desmond Great Valley Hotel & Conference Center
 One Liberty Boulevard, Malvern, PA**

Friday Operating Sessions

Clinics

Model Displays

Vendor Rooms

Sunday Home Layout Tour



**Information & Updates
 RPMValleyForge.com**

or

Paul Backenstose
 103 West Uwchlan Ave.
 Downingtown PA 19335
(Please include an SASE for a reply)
 (610) 269-2763

Interested in Presenting a Clinic?

Fred Alston
 rpm-vf-clinic@outlook.com

Vendor Information & Ops Sessions

Steve Salotti
 salotti.steve@gmail.com
 (610) 489-1940



ACHIEVEMENT PROGRAM GOLDEN SPIKE AWARD APPLICATION FORM

PLEASE COMPLETE THIS APPLICATION FORM AND SEND TO YOUR REGIONAL OR DIVISIONAL AP CHAIR

Member's Name _____ NMRA#: _____ EXP: _____

Address: _____ City: _____

State/Prov: _____ Country: _____ Postal Code: _____

Date Submitted: _____ Region: _____

The Golden Spike Award will be awarded to any NMRA member who has completed the Qualifications Checklist, obtained the necessary signatures and who does not hold MMR status. It will be administered by the regional and divisional AP Chairs. AP regulations and definitions apply for scratchbuilding and superdetailing. To qualify for the award the member must complete the following checklist, obtain the signature of the divisional AP Chair or another NMRA member designated by the divisional Chair. The divisional Chair will submit the signed form to the regional AP Chair who will issue the Golden Spike Award certificate.

QUALIFICATIONS CHECKLIST:

1. Rolling Stock (Motive Power & Cars):

Display six units of rolling stock either scratchbuilt, craftsman kits or super-detailed commercial kits.

2. Model Railroad Setting (Structures & Scenery)

Construct a minimum of eight square feet of layout including scenery.

Construct five structures either scratchbuilt, craftsman kits or superdetailed commercial kits. If a module has less than five structures, additional structures separate from the scene may be presented.

3. Engineering (Civil & Electrical)

Three types of trackage required (e.g. turnout, crossing, crossover, etc.). All must be properly ballasted and installed on proper roadbed. Commercial trackage may be used.

All installed trackage must be properly wired so that two trains can be operated simultaneously (e.g. double track main, single track main with sidings, and block or command control).

Provide one additional electrical feature such as power operated turnouts, signaling, turnout indication, lighted buildings, etc.

Witness: _____ Name: _____ NMRA #: _____

Regional AP Chair: _____ Region: _____