

# CLINKERS

OFFICIAL NEWSLETTER OF THE NEW JERSEY DIVISION,  
MID-EASTERN REGION, NATIONAL MODEL RAILROAD ASSOCIATION

MARCH 15, 2014

VOLUME 25 NUMBER 2

## Mitch Dakelman Returns

The March meet of the New Jersey Division will again be held at the club house building at Switlik Park in Hamilton Township. Come out to enjoy all the features of our meets.

The main event will be the return of Mitch Dakelman. This time, Mitch has two prototype videos that should appeal to a broad range of interests.

Mitch says, "The Modern Coal Burning Steam Locomotive, a 16 mm Kodachrome and narrated film made by the Norfolk and Western Shops during the early 1940s, which depicts the building of modern coal burning locomotives, focusing on the famous streamlined J class 4-8-4, and how they are serviced and maintained."

"What is so neat about this film, is that the print looks as if it were made yesterday, and that no diesel locomotives are ever in sight. There are also run by shots of trains passing through the West Virginia mountains and the flatlands of southern Ohio."

"The other film, The California Zephyr, focuses on the original 1949 train, including CB&Q F3s, D&RGW PAs in their original silver scheme, and the WP's F7s."

As noted at the right, the topic of the contest this time is "Detailed display, scene, or diorama." It's another chance to exhibit your modeling skills.

## NJ Division Considers Hosting the 2015 MER Fall Convention

Your New Jersey Division Board of Directors has been asked by the Region folks if we would be willing to host the 2015 MER Fall Convention next year.

The board is inclined to accept the invitation, but we want to know if you, the members, would be willing to work with us to present a first class event.

We will need about two dozen members to be part of the planning committee, a like number of clinicians, and many who are willing to hold operating sessions and/or regular open house events.

You contributed to a very successful convention, Princeton Junction 2010, four years ago. We think we can do an even better job this time since we have 18 months to plan rather than the eight months that we had then.

**See Convention on page 4**

In the afternoon we'll have about a half dozen excellent railroads for you to tour including two clubs.

Of course there will be stuff to buy and you can bring yours to sell, the door prizes...we'll again draw 20 numbers, the raffle, the coffee, and friends getting together to chat.



## NEXT DIVISION MEET

Saturday, March 15, 2014  
9:00 AM to 12:00  
5 Fisher Place  
Hamilton Twp. NJ 08620

### Clinics:

Mitch Dakelman videos  
California Zephyr  
Norfolk and Western

### Contest:

Detailed Display/Scene/Diorama

### Layout Tour:

Saturday: 1:00 pm to 5:00 pm

### Swap tables:

Contact Bill Howard  
609 584 1818  
TriangleR@AOL.com

## IN THIS ISSUE

Schedules	2
View From the Cab	3
Model Contest	4
Achievement Program	5
Modular Modeling in the NJD	6
Directions to the Meet	7
Maps to the Meet	8
Online Color Extras	9

# CLINKERS

Official Newsletter of the New Jersey Division  
Mid-Eastern Region, NMRA  
P.O. Box 8694  
Trenton, NJ 08650  
www.NJDivNMRA.org

Clinkers is published 5 times per year for the NMRA members and friends of the New Jersey Division. The opinions expressed do not necessarily reflect those of the Division. Products and publications mentioned in Clinkers in no way constitute an endorsement by the Division.

## Contributing to Clinkers

Clinkers welcomes contributions from the New Jersey Division membership. Letters, articles, photos and other items may be mailed or emailed to the editor at the above address. Please include return postage if you would like materials returned.

Deadline for next issue: April 18, 2014

## Board of Directors 2013 - 2014

### Superintendent

Bob Clegg  
856 696 0463

BobcatCS@comcast.net

### Asst. Superintendent

Chris Widmaier  
609 510 2701

### Treasurer

Bob Liberman  
609 298 7337

### Secretary

Tom Lavin  
856 824 1405

### Director, Clinics

John Gallagher  
856 228 2239

### Director, Librarian

Bill Howard  
609 584 1818

### Director, Layouts

Michael Mosher  
856 293 9874

### Division AP Chair

PJ Mattson, MMR  
856 467 0421

## Membership Information

Any person who is a member of the NMRA and lives within the boundaries of the NJ Division as defined by the NMRA is also a member of the division. Non member guests are welcome to attend two of our meets, after which they will be asked to join the NMRA.

NJ Division annual activity fee: \$10.00 (includes 5 meets) or individual meets \$5 at the door. First time guests, no charge! Online newsletter always available at NJ Division website. Mailed hardcopy newsletter \$7.00

National Model Railroad Association  
P.O. Box 1328  
Soddy Daisy TN 37384-1328  
www.nmra.org

# SCHEDULES

## RAILROAD PROTOTYPE MODELERS MEET

March 28 - 30, 2014  
Desmond Great Valley Hotel  
Malvern, PA  
Information, updates, and registration form:  
www.phillynmra.org

## NEXT BOARD MEETING

April 29, 2014  
Host: Michael Mosher  
mjmx@comcast.net  
856 293 9874  
All members are invited.  
Please let us know if you plan to attend.

## NJ DIVISION MAY MEET

Saturday, May 17, 2014  
90 Kings Highway  
Middletown, NJ

### Contest:

Detailed Diesel Locomotives

### Clinics:

To be determined

## NMRA NATIONAL CONVENTION

July 13 - July 19, 2014  
New Cleveland Convention Center  
300 Lakeside Avenue  
Cleveland, OH 44114  
http://www.2014cleveland.org/

# NJ DIVISION AREA HOBBY SHOPS

## Sattler's Hobby Shop\*

14 Haddon Ave.  
Westmont, NJ 08108  
(856) 854-7136

## Jackson Hobby Shop\*

2275 West County Line Rd.  
Jackson, NJ 08527  
(732) 364-3334  
www.jacksonhobby.com

## The Train Room\*

715 Arnold Ave.  
Pt. Pleasant Beach, NJ 08742  
(732) 892-5145  
www.thetrainroomNJ.com

## Bob's Hobbies and Crafts

67 S. Broadway  
Pitman, NJ 08071  
(856) 589 1777  
Bobshobbiesandcrafts@yahoo.com

## Yankee Dabbler - Track 33

101 W. Kings Hwy.  
Bellmawr, NJ 08031  
yankeedabbler@aol.com

\*Offers 10% discount to NMRA members

Let us know if there's a clinic you would like to see... or see again!

# VIEW FROM THE CAB

Bob Clegg

## Magazine Collection Has a New Home

In response to my notice in this column in January, my 40+ year collection of Model Railroader Magazines has found a new home. The whole collection was handed off to one of our members at the meet in January. The cart on which they were stored was also donated to the library at one of our local schools, so I now have about 20 cubic feet freed up to store other "stuff," if you're like me, there's always more than enough "stuff" that needs to be stored!

## End of the Run

If you have been procrastinating, it's now or never to obtain one of the division's PRR H-30 covered hoppers. There are only 5 left, a set of 4, which can be sold separately and one extra "D" reporting number. Let me know if you're in need of these and we'll get it/them to you. First come first served!

## Help for a Fellow Railroader

I have received another request for help in completing a model railroad. It comes from Stu McGee, a long time division member.

We haven't seen Stu for some time and now I know why. Stu has been battling some serious health problems.

Stu says, "I met you years ago when I was trying to jump start my re-entry into the hobby. Medically several things happened which side tracked me. The latest being bile duct cancer, pretty rare and I plan to crush it to

dust with the help of the Roberts Proton Gun at Penn and some great HUP doctors."

"I live in Sicklerville and could use some help getting a three track mainline operational with four or more staging tracks to hold full trains when they are not running in ovals. I hope to have some sort of engine round house and some switching operations for light freight: seaport type and cranberries. I have a DCC starter system and most of my engines are DCC."

"Once my cancer is in remission and I can my hands and wrists working again, I will be more active in the hobby and pass forward any help given me."

He goes on to say that most of the bench work is done and he has a lot of roadbed and track already available to be installed.

Below is a photo of some of Stu's bench work.

If you can lend a hand, please contact Stu at [stumcgee@gmail.com](mailto:stumcgee@gmail.com) or call 609-922-3348.



## Convention Anyone?

A few thoughts about the possibility of hosting a convention as detailed on page one:

Soon after I took over the Superintendent's job, the MER asked if we could hold the fall convention for 2010. The board accepted the challenge. Time was short since another division had been working on it, but backed out, leaving very short notice. You folks did an amazing job of putting together a very good, if a bit lightly attended, convention.

We have again been asked to host the MER Fall Convention in 2015. Note that is NEXT year, not this year as that convention will be hosted by the South Mountain Division and held in Hagerstown, MD. This will give us 18 months to plan rather than the eight we had in 2010.

I think with your help we can do a really super job. Let me know what you think. Email [BobcatCS@comcast.net](mailto:BobcatCS@comcast.net) or call me 856 696 0463.



## Cool Tools



Have you ever kitbashed a model and needed to fill in small holes? Here's a cool tool: a pencil sharpener! Take a piece of sprue and sharpen it to a point. Push it into the hole from the front and glue it prom the back. Let the glue dry and cut off flush and sand if necessary. It's ready for paint. This is a Cool Tool!




# NEW JERSEY DIVISION MODEL CONTEST NEWS

Bill Grosse, Jr. Contest Chairman

At our January meet in Haddon Twp., I presented a certificate and dues voucher to John Swift. John was chosen as the winner of the Detailed Flat Cars with Loads Contest at Delanco in November.

The contest for this meet was Favorite Passenger Car(s) / Train. We had 7 members bring in a variety of passenger equipment.

The winner of the contest was Joe Zebrowski with his Delaware & Allegheny 68' business car.



He will receive a certificate and dues voucher at the upcoming meet in March in Hamilton.

The other entries were:

Mike Mosher - Santa Fe El Capitan coach and lounge cars.



Ron Baile - Delaware & South Park RDC1.



Herb Gishlick - Essex Transportation Authority, GERT, commuter train-push/pull.



Bob Judge - A work in progress 1921 Mack Rail Bus.



Frank Neufeld - American Railway Express gas-electric.

Tom Griffiths - Staten Island Belt Railway



articulated gas-electric.



Thank you to everyone who brought models to show in the contest.

The next Contest will be Detailed Display, Scene, Diorama, or Module at the Hamilton Twp. Meet in March. Be sure to vote for your favorite contest entry as a way to thank the

## Convention Continued from page 1

At this point, nothing, including the actual location, has been decided so please contact one of your directors with your opinion and, if you agree that we should host the convention, how you can help. If you have an opinion, or want to volunteer should we decide to do this, please let us know soon. If we do host the convention, the sooner we get started the easier it will be.

Your board members' contact information can be found on page 2.



# ACHIEVEMENT PROGRAM NEWS

## PJ MATTSON, MMR & DICK GENTHNER, MMR

Four of our members have made real progress this month. Bob Price has been awarded the Association Official award for his service to the Mid Eastern Region. Dick Perry has been awarded the Electrical award for the electrical features on his home layout. Congratulations Bob and Dick. Another member has completed the work in different area and have submitted the paperwork for approval. Tom Griffiths work on Locomotives has been sent to the NMRA. I hope that his certificate will arrive before the next meet.

Over the last three *Clinkers*, the Achievement Program News has covered how to get started in the Achievement Program and some explanations of the Golden Spike Award and the topics of "Service to the Hobby" and "Railroad Construction and Operation." These two groupings cover six of the Achievement Program certificates that you can earn. This month I'll cover the grouping called "Railroad Setting." This grouping covers three more certificates, Structures, Scenery and Prototype Models. These are three of the harder certificates to earn, and all three require judging of your modeling efforts. Let's talk about them one at a time.

Structures requires that you build twelve structures, and including six different types of structures, one type must be a bridge or trestle. The regulations state that of the twelve models at least six must be scratch built. Of the remaining six, they must be super-detailed with scratch built or commercial parts. The last re-

quirement is that six of the models must be judged and earn a score of at least 87-1/2 points when judged. The 87½ points qualifies these models to get a Merit Award certificate. This does sound hard and complicated, doesn't it?

One thing to remember is that you build them one at a time, and this can be done over a number of years. You can get them judged as you build them or get them all judged at the same time. You can build several of the same type of building as long as you six different types. The models that you present for judging can be any of the twelve, but most likely would be the ones you scratch build since you can earn more points for the scratch-building effort. And don't forget that one must be a bridge or trestle. You can build multiple bridges as long as you have six types of models. The other thought is that since you must build twelve models you can learn about scratch-building as you go along as well as how models get judged and by the time you get through all twelve the process will seem much easier. One way is to start with a kit and super detail it, add some scratch built parts, fill out the paperwork for judging and then get it judged. Jump right in and see that it is not that hard once you learn the system.

It should not be a surprise that Scenery actually requires the building of a certain number of square feet of model railroad scenery. The number of square feet varies for different scales and in HO scale the requirement is for

32 square feet of finished scenery, the equivalent of the 4 X 8 sheet of plywood, with which most of us started years ago. This can be on a home layout or a club layout as long as you do all the work. This can be several different areas that add up to the 32 square foot minimum, and this scenery must be judged.

If you look at the Scenery judging sheet you will see what the judges will be looking for. There are five elements used in judging, i.e. Terrain, Structures, Background, Lighting, and Realism/Conformity and each of these areas is worth so many points. For instance under terrain (worth 35 points maximum) the judges consider how well you have modeled all of the natural features like rocks, roadbed, hills, embankments etc, all of which comprise the terrain. Then the judges will look at the structures and how they fit and appear in the terrain, the background treatment, the lighting, and the overall realism/conformity of the scene. To finish preparing for scenery judging you must prepare a set of photos and a description of the setting and listing of the materials and methods of construction.

You probably will most of this work while you are building your layout or your club's railroad, in fact you may already have most of the work done. Just read the requirements and then figure how to present your scenic efforts for a judge to look at. You pick the areas to be judged as long as they add up to the total re-

See AP News on page 7



# MODULAR MODELING IN THE NEW JERSEY DIVISION

Mike McNamara

The March Meet...right on the doorstep of Spring. Have you had enough snow yet? Doesn't feel like Spring is coming does it? The only good thing is all this snow inspired me to finish up a Maine Central snow plow project I had sitting in a box for about 10 years!

At the January Meet we had a nice Free-mo layout set up in the high school cafeteria. Everyone got to see Mike Prokop's progress on his Camden waterfront module, and the most recent scenery work on my Woodstown Jct. module. Hopefully we inspired a few people to get their projects started, whether it is a module, a layout or something smaller like a freight car or structure. "Doing" is mainly what this hobby is all about (sharing and socializing are big too!).

We did have a request to have a group build session. Once the weather gets warmer we will set up a day to work on new modules. With some advance planning and material acquisition, we should be able to help get a basic module framework constructed, perhaps get legs built too, and answer questions to help a new builder get going. Then the owner can go home and work on fun stuff like track and scenery. Stay tuned to the NJ Free-mo Yahoo mailing list for updates on that (go to

[groups.yahoo.com/group/NJFreemo](http://groups.yahoo.com/group/NJFreemo))

At the end of January, I attended the Big 'E' Train Show in Springfield, Massachusetts, as I have for a few years now. But this year I brought along my module to set up in a layout of the New England Free-mo group. Wow, what a great time. First, the NE Free-mo guys are a great bunch, friendly, helpful, and good modelers too. Not only did they put together a large layout, and introduce a lot of people to the Free-mo concept, they actually conducted multiple operating sessions on the layout. It was terrific, running a train and doing set outs and pick-ups at various towns and industries. And also working out train meets along the way. It really demonstrated the brilliance of the Free-mo concept. My module fit right in between 2 other modules built hundreds of miles away with no issues, and the layout was more than just a display, it was an operating model railroad. I know a few NJ Division

members were at the show and said hello, but I am sure I may have also missed a few of you as I did venture out into the show myself to browse and pick up a few new items!

I recently looked over my module travel log and see I just passed 3200 miles of travel on the module, setting up at over 20 events. It has held up great and looks good as it approaches its 5th anniversary. Looking back, I must say that the Free-mo concept is really a great way to get started building something. It is a "do-able" project, one that encompasses all facets of model railroading without being an overwhelming project like a large home layout that can be hard to even start, let alone finish.



Below left: Mike's Maine Central snow plow shown on his module

Below right: Free-mo modules at the Haddon Twp. Meet on January 18.






## AP News Continued from page 5

quirement for your scale. Perhaps all you need to do is to take the photos and complete the paperwork before the judging could start.

Prototype models is the third certificate in this grouping. It is reportedly the most difficult category to complete. To my knowledge no one has ever earned this certificate in the New Jersey Division. This award requires you to model an actual prototype scene. The scene must include six models that you have produced and arranged in a fully landscaped area, much like a diorama, but be based on an actual prototype situation. The completed scene must include no less than four types of items. There must be one item of rolling stock, a railroad structure, a caboose or passenger car and a unit of motive power included in the six items. The required six models must be distributed among these four types and any two of the six must be completely scratch built and the rest must be super detailed. Finally this diorama of at least six models based on a prototype must be judged as a whole, and not as individual items. The whole diorama must earn at least 87½ points. You

must include photos or plans of the original scene to demonstrate how the finished model matches the prototype. There is a special judging form for Prototype Models and realism counts for 35 points of the total. If you would like to undertake this certificate it would be well to discuss your plans with the AP co-coordinator before hand to ensure that you have all of the areas covered before the submitting your paperwork and diorama for judging.

To conclude this series of articles on the Achievement, next month I'll talk about the Railroad Equipment category which includes Cars and Locomotives, two of the most difficult categories.

I'll also discuss how to finally get your Master Model Railroader award after you have completed the seven required categories. As always, if you have any questions, call the numbers below. 

PJ Mattson, MMR  
pjmattson@comcast.net  
856 467 0421

Dick Genthner, MMR  
agent1@optonline.net  
732 462 0216

**ACHIEVEMENT PROGRAM**  
**GOLDEN SPIKE AWARD**  
**APPLICATION FORM**  
is on page 9 in *Online Color Extras*.

## DIRECTIONS TO THE MEET

### From Ocean County and points East

Follow **I 195 West** to **Exit 2** and follow local directions below.

### From Delaware Memorial Bridge or Commodore Barry Bridge Via I 295

Cross the Bridge and take **I 295 North** to **I 195 East**. Continue on **I 195** to **Exit 2** and follow Local Directions below.

### From Cape May and Atlantic Counties

Take the Atlantic City Expressway or Black Horse Pike (**US 322**) to **NJ 42 North** and continue onto **I 295 North**. Exit onto **I 195 East**. Take **Exit 2** and follow Local Directions below.

### From US 130

From **US 130 South**, bear **right** onto **NJ 156**. Turn **right** onto **Yardville Allentown Road**. Continuing through the intersection, the road becomes **South Broad Street**.

From **US 130 North**, take the **Church Street Exit**. Turn **right** at the bottom of the ramp. Follow **Church Street** and turn left onto **South Broad Street**.

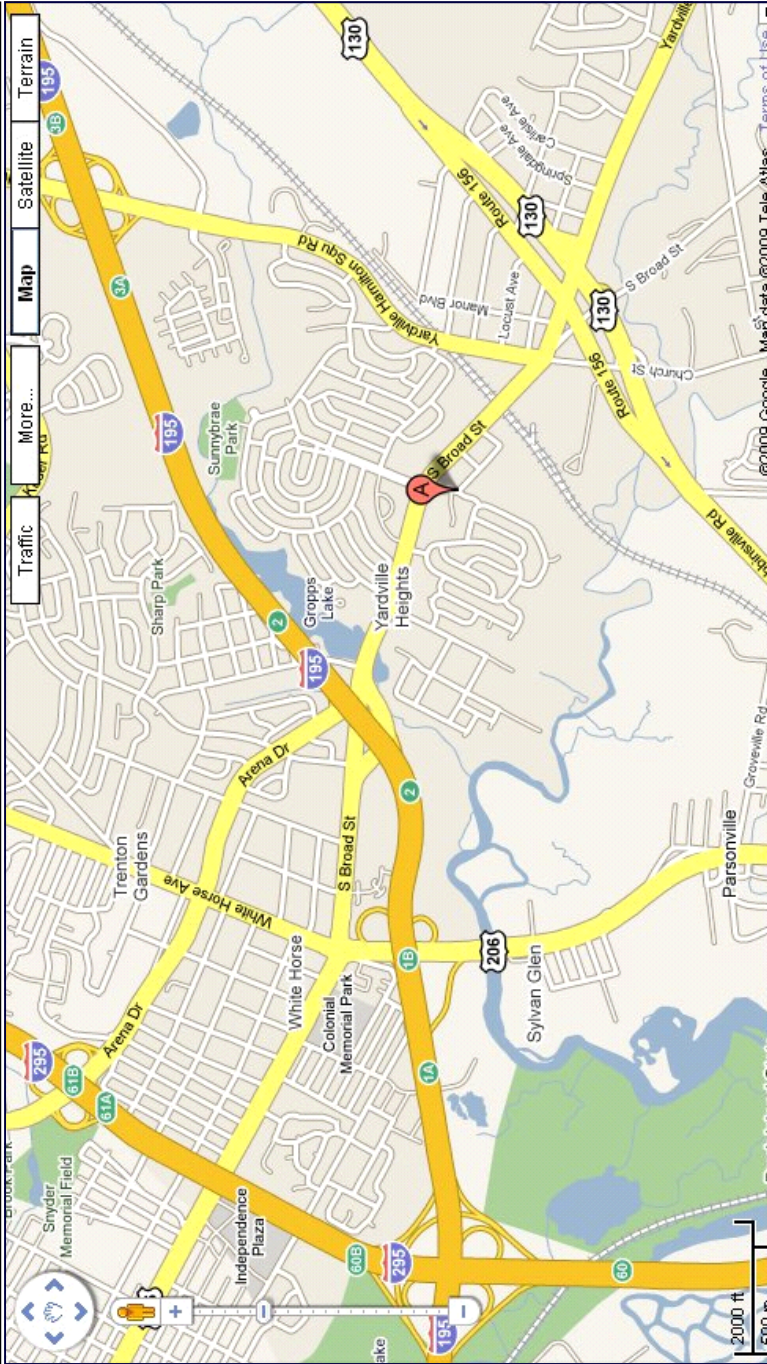
In either case, turn **left** onto **Kim Valley Road**.

### Local Directions

From **I 195 East**, exit 2 is almost straight off the right lane. Follow the exit to merge onto **South Broad St**. Turn **Right** at the third intersection onto **Kim Valley Road**. Turn **left** onto **Fisher Place**. The Switlik Park Recreation Center will be on the right.

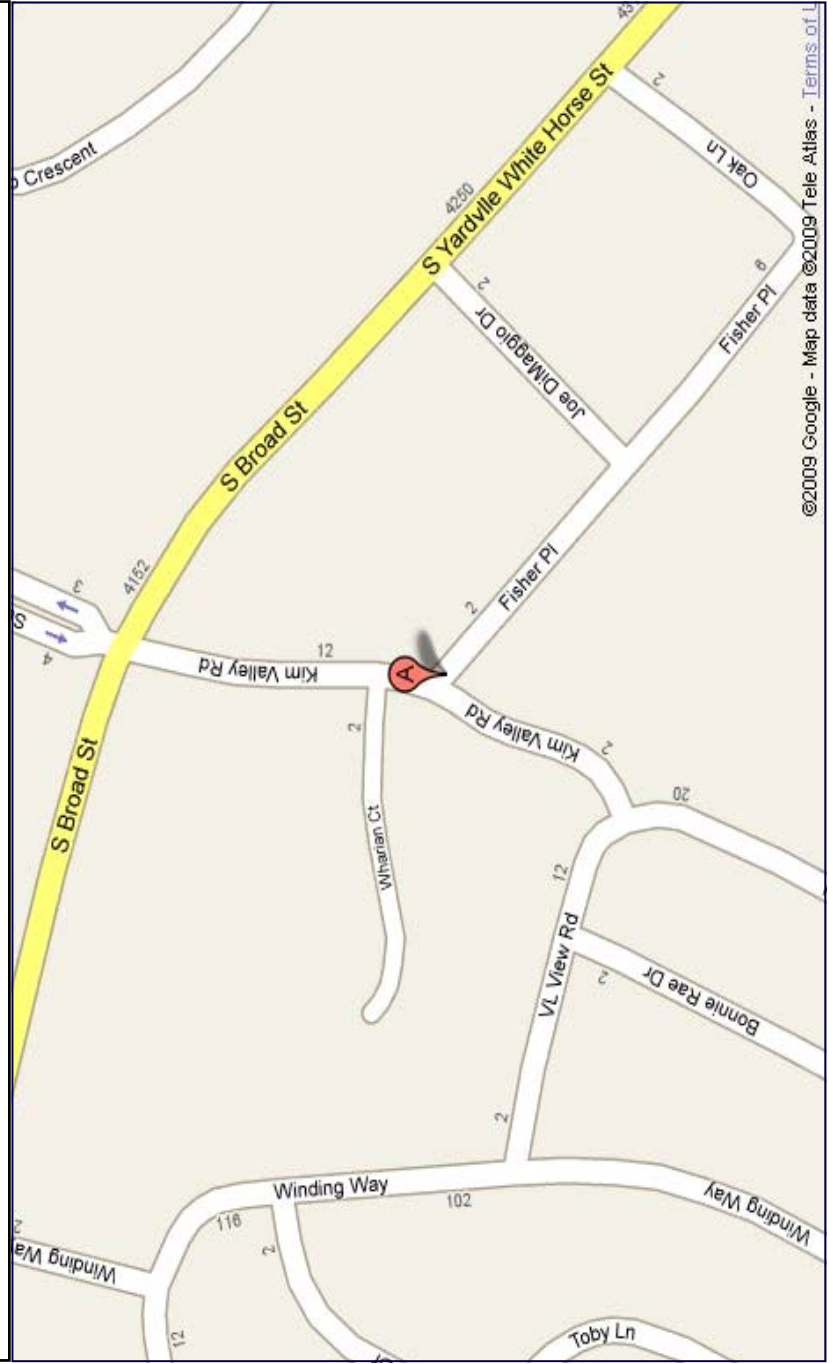
Continued on page 8

# MAPS TO THE MARCH MEET




Continued from page 7

There is no direct exit from **I 195 West** to get to Switlik Park. Take Exit 2 onto **South Broad Street**, and make a **left** at the traffic light. This will take you on a “U” turn back onto South Broad Street headed in the correct direction. Continue with the **Local Directions** on page 7.



©2009 Google - Map data ©2009 Tele Atlas - Terms of U





# ACHIEVEMENT PROGRAM GOLDEN SPIKE AWARD APPLICATION FORM

PLEASE COMPLETE THIS APPLICATION FORM AND SEND TO YOUR REGIONAL OR DIVISIONAL AP CHAIR

Member's Name: \_\_\_\_\_ NMRA#: \_\_\_\_\_ EXP: \_\_\_\_\_

Address: \_\_\_\_\_ City: \_\_\_\_\_

State/Prov: \_\_\_\_\_ Country: \_\_\_\_\_ Postal Code: \_\_\_\_\_

Date Submitted: \_\_\_\_\_ Region: \_\_\_\_\_

The Golden Spike Award will be awarded to any NMRA member who has completed the Qualifications Checklist, obtained the necessary signatures and who does not hold MMR status. It will be administered by the regional and divisional AP Chairs. AP regulations and definitions apply for scratch building and super detailing. To qualify for the award the member must complete the following checklist, obtain the signature of the divisional AP Chair or another NMRA member designated by the divisional Chair. The divisional Chair will submit the signed form to the regional AP Chair who will issue the Golden Spike Award certificate.

## QUALIFICATIONS CHECKLIST:

### 1. Rolling Stock (Motive Power & Cars):

Display six units of rolling stock either scratch built, craftsman kits or super-detailed commercial kits.

### 2. Model Railroad Setting (Structures & Scenery)

Construct a minimum of eight square feet of layout including scenery.  
Construct five structures either scratch built, craftsman kits or super detailed commercial kits. If a module has less than five structures, additional structures separate from the scene may be presented.

### 3. Engineering (Civil & Electrical)

Three types of track required (e.g. turnout, crossing, crossover, etc.). All must be properly ballasted and installed on proper roadbed. Commercial track may be used.  
All installed track must be properly wired so that two trains can be operated simultaneously (e.g. double track main, single track main with sidings, and block or command control).  
Provide one additional electrical feature such as power operated turnouts, signaling, turnout indication, lighted buildings, etc.

Witness: \_\_\_\_\_ Print Name: \_\_\_\_\_ NMRA #: \_\_\_\_\_

Regional AP Chair: \_\_\_\_\_ Region: \_\_\_\_\_

# ONLINE COLOR EXTRAS

## Railroad Prototype Modelers Valley Forge

Sponsored by Philadelphia Division, MER, NMRA

**March 28-30, 2014**

at the

**Desmond Great Valley Hotel & Conference Center  
Malvern, PA**

**Friday Operating Sessions**

**Clinics**

**Model Displays**

**Vendor Rooms**

**Sunday Home Layout Tour**



### Information & Updates

[www.phillynmra.org](http://www.phillynmra.org)

or

Paul Backenstose

103 West Uwchlan Ave.

Downingtown PA 19335

*(Please include an SASE for a reply)*

[prrpaul@aol.com](mailto:prrpaul@aol.com) or (610) 269-2763

### Interested in Presenting a Clinic?

Jim Dalberg

(610) 648-0089 or [jedalberg@aol.com](mailto:jedalberg@aol.com)

### Vendor Information

Steve Salotti

(610) 489-1940 or [Salotti.steve@gmail.com](mailto:Salotti.steve@gmail.com)





# ONLINE COLOR EXTRAS



Four views from Mike Prokop's great railroad clockwise from upper left:

From high above the small community of Coldwater NY, a New Jersey and Western local crosses the creek as it returns from switching local industries.

NJ&W 303 has traffic stopped as it blows for the crossing on Mountain Rd. In Coldwater NY.



Milk train 9519 is just leaving Wallington NJ on the NYC main and is passing by Mobil Oil and Margie's Fine Furniture.

NYS&W 202 is working the interchange yard at Beaver Creek. No one has noticed the gas station attendant is having some difficulty.





# ONLINE COLOR EXTRAS



Photos of the Jersey Valley Model Railroad Club at Kuser Park in Hamilton Twp.





# ONLINE COLOR EXTRAS



Photos from the Saturday afternoon tour.

Clockwise from the upper left: Herb Gishlick, Bob Liberman, Mike Prokop, Rick Spano.





# ONLINE COLOR EXTRAS



Four new views of Rick and Linda Spano's N Scale railroad clockwise from upper left: The steel mill, the harbor, the saw mill, the countryside.

