

Train Orders

Official Newsletter of the New Jersey Division,
Mid-Eastern Region, National Model Railroad Association



March 2019

Volume 30 Number 2

Our March Meet Will Be In Hamilton

By Bill Grosse

We have been able to keep our meeting location, so we will be at Switlik Park in Hamilton Twp. on March 9, 2019. Doors open at 8:30 am.

We will be having the Works In Progress (WIP) Clinics format for this meet. The plan is to have 10 clinics of 30 minutes each to pick from. See Assistant Super John Gallagher's article for more specific clinic information and the WIP format.

At the time of writing this, we have seven layouts scheduled to be open in the afternoon. Maps of the open layouts will be available at the meet.

We will have the usual Door Prizes and Model Contest. The NJ Div. Bookstore will be open for sales including the 50th Anniversary Gondola Cars.

Due to the Works In Progress Clinics using 10 tables, the availability of Swap Tables will be limited. The tables, if available, are first come first served, as space and number of tables permit. Table space **must be reserved prior to this meet** by contacting Superintendent Bill Grosse, refer to contact information listed on page 2 of this newsletter.

While attending our meets please make sure you visit the contest table to check out your fellow member's contest entries. Once you look over the entries, place a vote for your favorite. Pencils and slips of paper are right next to the contest entries

for voting. Show appreciation to the members who have entered models by voting for them.

The upcoming contest category is Detailed/ Weathered Tank Cars, try to find an entry to put in from your collection. We had a large number of entries in the last contest, let's try to keep it up.

Also remember that we have the Show & Tell display to allow you to bring in models that are not in the current contest category, to show your work.

We are interested in receiving articles from our members to be added in the Second Section of future issues of this newsletter. If you like doing research or have a favorite subject and are interested in writing about it, send it to us and we will work with you to help you get it in the newsletter.



Next Division Meet

Saturday March 12, 2019

9 a.m. to 12:00 noon

Switlik Park,

5 Fisher Drive

Hamilton, NJ 08620

Contest: Detailed Weathered Tank Cars
Clinics:

Works in Progress

Ten 30 minute clinics

See page 5 for details

Layout Tours:

Saturday 1 p.m. to 5 p.m.

Swap Tables:

Bill Grosse 609 532-3431

njdiv.super@gmail.com

In This Issue

March Meet	1
Schedules	2
View From The Cab	3
Model Contest News	4
Clinics	5
Anniversary Gondola	6
Scenery Icing	7
Map and Directions.....	8
Diorama Contest Photos	9
Layout Tours	11
Invitation to Authors & Photographers.....	15
NJ Div Layout Registration	15
Golden Spike Appl. Form	16

Train Orders

Official Newsletter of the New Jersey Division
Mid-Eastern Region, NMRA
P.O. Box 8694
Trenton, NJ 08650
[www.https://njdivnmra.org/](https://njdivnmra.org/)

Train Orders is published 5 times per year for the NMRA members and friends of the New Jersey Division. Online newsletter always available at NJ Division website. Mailed hardcopy newsletter is \$7.00 per year. The opinions expressed do not necessarily reflect those of the Division. Products and publications mentioned in Train Orders in no way constitute an endorsement by the Division.

Contributing to Train Orders

Train Orders welcomes contributions from the New Jersey Division membership. Letters, articles, photos and other items may be emailed to the editor, Fritz Plenefisch, at fplen3@verizon.net. Please include return postage if you would like materials returned.

Deadline for the next issue: April 1, 2019

Board of Directors 2018-2019

Superintendent

Bill Grosse
njdiv.super@gmail.com
609 532-3431

Asst. Superintendent and Director of Clinics

John Gallagher
johnvgallagher39@gmail.com
856 228-2239

Clerk

Joe Zebrowski
609 268-9451
trackjack@comcast.net

Paymaster - Bookstore and Door Prizes

Mike Prokop
njwrr@aol.com
609 586-9818

Director-Layouts and Newsletter

Chuck Higdon
732 914-1161
vze5crrw1@outlook.com

Director-Contest Chair

Jack Menaker
732 908-6517
jackmenaker@yahoo.com

Director-Communications, Website and Member Contact

Geert Marien
732 757-1061
geert@mindspring.com

Division AP Chair

PJ Mattson, MMR
856 467-0421
pjmattson@comcast.net

Visit us at <https://njdivnmra.org/> and join us on
Groups at <https://groups.io/g/NJDivNMRA>

Schedules

NJ Division March Meet

Saturday March 9, 2019
Switlik Park Recreation Building
5 Fisher Place
Hamilton, NJ 08620
Contest is Detailed Weathered Tank Cars

Next Board Meeting

Tuesday April 16, 2019
Host-Chuck Higdon
Please let us know if you plan to attend
njdiv.super@gmail.com

NJ Division May Meet

Saturday May 4, 2019
7th Annual Joint Meet
Hosted by the Garden State Division
Hillsborough Township Municipal Bldg.
379 South Branch Road, Hillsborough, NJ

Philadelphia Division Meet

Saturday April 6, 2019
Philadelphia First Church of the Brethren
8707 W. Cheltenham Avenue
Wyndmoor, PA 19038

2019 MER-NMRA Convention

Hosted by the Philadelphia Division
Liberty Bell Special
October 10-13, 2019
Crown Plaza Philadelphia-King of Prussia,
260 Mall Blvd, King of Prussia, PA 19406

ACHIEVEMENT PROGRAM GOLDEN SPIKE
AWARD APPLICATION FORM
is on the last page of the Train Orders

NJ Division Area Hobby Shops

*** AAA Hobbies & Crafts**

706 N. Whitehorse Pike, Magnolia, NJ 08049
(856) 435-7645
www.AAAHobbiesandCrafts.com

*** Sattler's Hobby Shop**

14 Haddon Ave.
Westmont, NJ 08108
(856) 854-7136

*** The Train Room**

715 Arnold Ave. Pt. Pleasant Beach, NJ 08742
(732) 892-5145
www.thetrainroomNJ.com

*** Trainpops Attic**

400 Mill Street, Bristol, PA 19007
(215) 788-2014
<https://trainpopsattic.com>

*** Yankee Dabblers - Track 33**

101 W. Kings Hwy, Bellmawr, NJ 08031
yankeedabblers@aol.com

*** Offers discount to NMRA members.
Must show Current Membership Card**

Membership Information

Any person who is a member of the NMRA and lives within the boundaries of the NJ Division as defined by the NMRA is also a member of the division. Non member guests are welcome to attend three of our meets, after which they will be asked to join the NMRA.

NJ Division Annual Activity Fee:
\$10.00 (optional and includes 5 meets) or
individual meets \$5 at the door.

First time guests, no charge!

National Model Railroad Association
P.O. Box 1328Soddy Daisy TN 37384-1328
www.nmra.org

View From The Cab

By Bill Grosse, Superintendent

. At the January meet in Merchantville, I announced the retirement of Clerk Tom Lavin from the NJ Division Board of Director's. Tom has retired due to moving out of the NJ Division's boundaries. Be sure to thank Tom for his almost 10 years as Clerk (Secretary) for the division. Tom has stated we won't miss him because he will travel to hang out with us at meets.

I also had the pleasure of announcing the appointment of Joe Zebrowski to fill the unexpired term on the NJ Division Board of Directors. The Board Members will be working with Joe to make sure he is comfortable stepping in to the position.

I have received notification that NJ Division Charter Member John M. Johnson has recently suffered from a stroke and is in rehab now. If anyone would like to send a

card or a note, please contact me for more information. I am sure John would appreciate notes from his friends to help keep his spirits up during rehab.

The Free-Mo Modules of the New Jersey Division have been out on the road and seen by almost 25,000 people between 2 shows. Mike Prokop and Bill Grosse were on display in Bordentown, NJ for 1 weekend at 8 hours a day, and 5 weekends at 4 hours a day, with total visitors of at least 7300. Mike McNamara, Mike Prokop, and Bill Grosse were all set up at the Amherst Railway Society show in West Springfield, Ma, with show attendance at 17,549.

Special thanks to our helpers at the Amherst show, Jim Main, Joe Garsick, and Joe Huber. Your assistance was greatly appreciated.

We have had several members hint at building Free-Mo Modules since our December 2018 Clinic. I hope they follow through because it will be nice to have them added to our set ups. If you are thinking of trying the Free-Mo style of modeling and need information to help you get started, contact me, Mike P., or Mike Mc.

Another item pertaining to the Free-Mo Modules of the New Jersey Division, is the publication of Mike Prokop's Linden Street Modules, in the latest issue of Model Railroad Planning. Nice work Mike!

With this Model Railroad Planning article, plus past articles and clinics, Mike Prokop will likely have enough points to complete his paperwork and receive his AP Certificate for Author.



Model Contest News

By Jack Menaker, Model Contest Chairman

January's meet was held in Merchantville, NJ and the host was the Cherry Valley Model RR Club. This was a joint meet with the Philadelphia Division.

We had a brand-new topic for the contest and the membership responded better than I had expected. We had 8 entries. Instead of a piece of rolling stock, or an engine, or even a building; we requested a 12" x 12" diorama. This contest showed scenery skills as well as modeling skills.

The entries are listed below

- ◆ Dick Ambrosini gave us a scene where the highlight was an old-time water tank.
- ◆ Mike Prokop had constructed a On3 scene showing the end of an elevated bridge traversing a valley with a steam train in the valley and a self-propelled passenger train on the bridge.
- ◆ Dick Genthner offered us a snapshot in time of a Doodlebug picking up the mail in a scene from the 50's.
- ◆ Glyn Thomas showed a European style trolley in front of two buildings.
- ◆ Bill Howard had a road next to a siding with a yellow MOW flatcar being loaded from Furlow's Freight & Transfer.
- ◆ John Gallagher entered an O scale trolley layout with overhead wire and a trolley operating around the loop.
- ◆ Richard Kitz brought a scene that contained a single stall roundhouse that was completely detailed inside.
- ◆ Jack Menaker provided a chainsaw repair and seller with a RR siding.

The winner was Richard Kitz with the detailed roundhouse. – **WINNER!** Dick will receive a certificate and a one-year activity voucher for the division.

The next meet will be held in Yardville, NJ on March 9th and the contest will be a detailed and/or weathered tank car.



Richard Kitz's Winning Entry



See pages 9 & 10 for additional pictures of diorama entries, all photos Jack Menaker

Clinics for the January Meet

By John V. Gallagher, Assistant Superintendent and Director of Clinics

The Process

For March, we return to the Works in Progress [WIP] format of clinics. The WIP format allows members to choose among a number of clinic topics to meet their individual modeling needs and preferences. To review, WIP consists of simultaneous 30 minute clinics of varying topics. The meet room configuration of a number of tables permits members to collect at a table for an up close and personal clinic presentation on one topic or subject. The clinician presents the clinic much like one would do at the home workbench demonstrating or presenting information in an informal manner. Attending members can ask questions and offer comments or recommendations during the presentation [as long as they don't dominate the clinician's presentation and his 30 minute time constraint]. The clinician provides a handout for the clinic, per the Achievement Program, to direct members to additional resources related to the clinic topic and supportive information. Therefore, members can choose four clinics to attend during the meet, selecting topics of personal interest and modeling needs. Each clinic will repeat to allow four opportunities for member choice.

The clinics director [ME] will orchestrate the process with a five minute warning to clinicians to begin the wrap-up of the clinic and an ending signal. Timing is important. At the conclusion, members need to move

promptly to another clinic topic location during the five minute break as the director will signal the beginning of the next clinic cycle. This works much like your high school class periods. Clinicians use the five minute break to reset and prepare for the next clinic presentation.

Recommendations for attendees

- Pick up the handout at the registration table with the list of WIP clinic topics and table number
- Select your clinic preferences
- If your first choice clinic table has more than 10 attendees when you arrive, select another preferred choice and attend that clinic. In this way, clinics will maintain the up close and personal feature where attending members can see and hear clearly. You have four opportunities to attend a preferred clinic.
- The WIP works well if members cooperate and willingly select alternative clinics should their preferences be filled.

Thanks for your cooperation.

Topics

At this writing, members committed to present these WIP clinics in March. I am still recruiting additional clinics

January's Meet Clinic Comments

Thanks go to Fred Willis and Philadelphia Division's Joe Walters for their fine clinics in January. Fred did considerable research to assemble the facts and story of the Crystal River Railroad. Joe's excellent modeling skills continue to impress me, as shown in his depressed center flat car with a scratchbuilt transformer load.




At the January Meet, John Gallagher presented Recognition Certificates to Fred Willis in the upper photo and Joe Walters in the lower photo.

Chuck Higdon Photos

Hand laying Turnouts	Icing on the Cake Scenery	Coloring Stone Buildings
Interior Weathering of Hopper and Gondola Cars	Building an Animated Crane	Tortise Switch Machine Power System
Modeling Roof Finishes	Better Trackwork Tricks	...and more to come

**NEW JERSEY DIVISION 50TH ANNIVERSARY GONDOLA
 ON SALE NOW AT THE NEW JERSEY DIVISION BOOKSTORE
 TWO CAR No's AVAILABLE- 1968 AND 2018, \$35 A PIECE OR 2 CARS FOR \$65**



Bethlehem Steel

52'6" 70-Ton Riveted Gondola

The Bethlehem Steel Company 52'6" 70-ton drop-end gondola car was first produced in March 1937 for Baltimore & Ohio Railroad as class O-59. B&O alone purchased 4,000 of these drop-end gondolas which served every corner of North America in many services. Five additional railroads purchased these Bethlehem-design gondolas in intervening years until production ceased in 1957. Most of these gondolas were phased from revenue service by the mid-1980s, with many serving for additional years in MOW roles.

The Tangent Scale Models Bethlehem Steel gondola is a distinctive finescale replica that includes highly accurate lettering, "true to life" colors, scale-sized lading band anchors, wire-scale grab irons, and see-through brake platforms. In addition, our replica includes detail variations selected to match major production specifications, such as: two floors, two end doors, multiple brakewheel styles, and Duryea or conventional underframes. The Tangent Scale Models gondola sits upon our 70-ton ASF A-3 Ride-Control truck with free-rolling all-metal wheels. Our ready-to-operate replica is finished with coupler lift bars accompanying Kadee® scale couplers and sufficient hidden weights to ensure the model operates as good as it looks.

Unparalleled scale replicas for discriminating railroad modelers



Ready to operate with  installed.

SCENERY ICING

By Mike Prokop

When you are out visiting New Jersey Division layouts on a Saturday afternoon after a division meet, you encounter many model railroads that have beautiful scenery. It's thrilling to see the masterful work and artistry of the layout owner or club members involved, and hard not to be motivated to rush home and work on your own railroad's looks! This was my reaction after visiting Chris Conway's and Mike McNamara's railroads, just to name a few, of the ones open after the last meet at the Grace Episcopal Church in Merchantville. Each of them use the same basic scenery materials and techniques available to all of us, but have put their own personal touch and artistic expertise in creating excellent scenery. If you want your model railroad to look better and take your scenery "up a notch," then these are some of the guys you should be talking to.

On my model railroad, the New Jersey & Western, which is now over twenty years in the making, I've completed a fair amount of scenery. Many of you that have visited over the years have commented positively and have been very encouraging concerning the progress and nice looks of the railroad. I have to say "thank you," for that but it's not all my fault! You see, I've read the magazines, books and articles on scenery building but, there's no greater experience than visiting, seeing and talking to layout owners about their methods and techniques, or attending a live scenery clinic. Seeing in person the finished product

and being able to ask questions and interact with the "expert," has taught me most of my scenery building skills and accomplishments. And you know, you don't have to learn from an "expert." Many of us have acquired ideas and ways of doing scenery from some unlikely places. When you visit a railroad that may not be your scale or era, or maybe isn't scenic'd the way you like it, you should always be "on the hunt" or "on the lookout" for some scenic detail or feature that you can use some place on your layout. It may only be one thing or element you spot, but might be the ideal thing that'll improve and enhance a scene on your layout. It's worth attending clinics and visiting as many open layouts as you can!

So here's the pitch... I'm not what you would call an expert in scenery, but, I've been to many layouts and observed many methods and techniques in doing great scenery and tried to apply these things I've observed and learned on the NJ&W. When asked by visitors how I did something, I'm always willing to share my secrets, (actually other modeler's secrets), and discuss/relate/demonstrate how I accomplish the look of the scenery. At the upcoming division meet on March 9th in Hamilton, I'll be doing one of the Works In Progress clinics on scenery. I will be demonstrating some of the scenery methods and techniques I've used and have a few dioramas with me to show examples. I will also do some demonstrations. Your very welcome to come by my table and see some of

my methods, techniques and materials used in scenery building. We can knock around ideas and thoughts on the subject and hopefully come away from the clinic with some inspiration and motivation to improve and enhance your looks. You know I mean... your railroad... right!

One last thing...Scenery Icing! The title of my clinic, what is it? Well you'll just have to visit my table at the meet to find out what a really new and cool scenery technique this is! But if you miss my clinic, you'll have another chance to see this neat thing by visiting my layout on Saturday afternoon during the open house tours. Hope to see you one way or the other!



HELP WANTED!

Clinicians for the 2019 MER Convention King of Prussia, Pennsylvania

- Do you have a clinic idea to present to NMRA members?
- Have you presented a clinic to NMRA members in the NJ Division that you are willing to present to a larger Mid-Eastern Region audience of NMRA members?
- The Philadelphia Division, is hosting this convention, October 10 through 13, 2019 and invites all NJ Division members to participate.

You will earn regional convention credits for the Author Achievement Certificate.

Contact John Seibert to volunteer at: johnhseibert@comcast.net or 267-903-5775

THANKS!

Directions to the March Meet

Meet Location: Switlik Park Recreation Center, 5 Fisher Place, Yardville, NJ



Local Directions

From I 195 East, exit 2 merge on to South Broad St. Turn Right at the third intersection onto Kim Valley Road. Turn left onto Fisher Place. The Switlik Park Recreation Center will be on the right.

From Delaware Memorial Bridge or Commodore Barry Bridge Via I 295

Cross the Bridge and take I 295 North to I 195 East. Continue on I 195 to Exit 2 and follow Local Directions above.

From Cape May and Atlantic Counties

Take the Atlantic City Expressway or Black Horse Pike (US 322) to NJ 42 North and continue onto I 295 North. Exit onto I 195 East. Take Exit 2 and follow Local Directions above.

From US 130 South

Bear right onto NJ 156. Turn right onto Yardville Allentown Road. Continuing through the intersection, the road becomes South Broad Street.

From US 130 North

Take the Church Street Exit. Turn right at the bottom of the ramp. Follow Church Street and turn left onto South Broad Street.

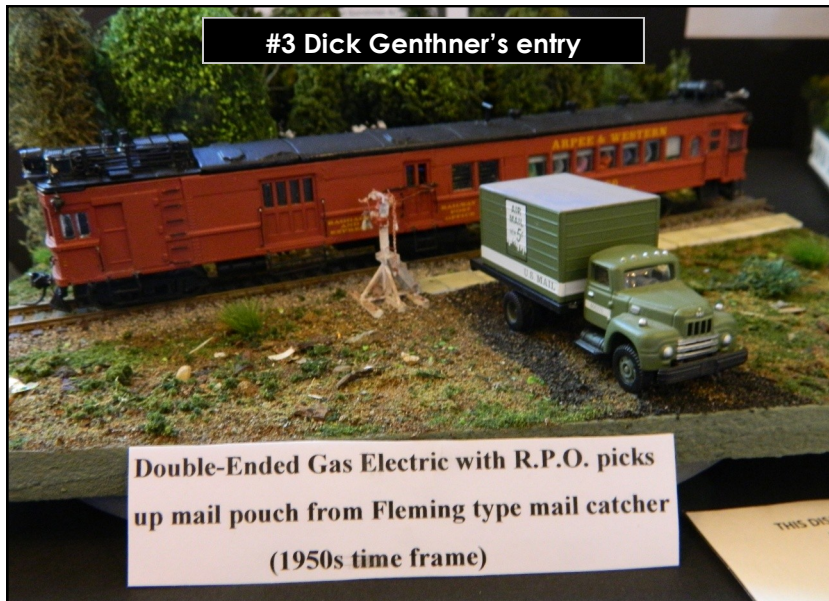

From South Broad Street, turn left onto Kim Valley Road. Turn left onto Fisher Place. The Switlik Park Recreation Center will be on the right.

From Ocean County and points East

Follow I 195 West to Exit 2, keep left onto South Broad Street, and make a left at the traffic light. This will take you on a "U" turn back onto South Broad Street headed in the correct direction. Continue with the Local Directions above, skipping the first sentence.

Second Section

Contest Diorama pictures continued from page 4






#4 Glyn Thomas's entry



#6 John Gallagher's entry



5 Bill Howard's entry



#7 Jack Menaker's entry

Layouts open for viewing for the May Meet


Photos by Chuck Higdon



Above are two from Bob Duffield's layout. <https://youtu.be/XfreEp4zVUY> is the link to a You Tube of his layout.

Below are two of Herb Gishlick's layout.





The two above are from the Kuser Mansion layout.

The two below are from the Pacific Southern layout.





The two above are of Jim Shepard's layout. He was open for his first time last year.

The two below are of Mike Prokop's layout.





These three are of Rick Spano's N scale layout.



Wanted Layout tour coordinator for the New Jersey Division.

I will not be running for this position at the end of my current term, August 2020. I will be relocating just as it is over. So the board is looking for a volunteer to take over this position. The job includes contacting layout owners 2 months before the next meet to see who will open for each meet. We have a list with layout owners and their contact info. Then creating this part of the newsletter. These 4 pages took me around an hour to do. Not too hard to do. Also create the meeting map and sending an email to announce the meet in the NMRA magazine. I will provide Excel spreadsheets with past history's so copy and paste get much of the work done. Will also provide past Word documents and Publisher files. So you will need these three programs on your computer or equivalent. Training will be provided for this position. If you are interested, please let me know and we can do the next few issues together.

Invitation to Authors and Photographers

By Jack Dziadul, Director, Mid-Eastern Region

Do you have a modeling tip, a how-to article, a step-by-step scratch-build, kit-bash, or kit build to share with your 1,800 friends in the Mid-Eastern Region? Perhaps you have photo exhibits of a recent train show, from a layout tour, or of an operating session. With our e-Local, we have an expanded page count available to publish your contribution and sharp color to give some pop to your photographs.

Among our Region's objectives are:

- ◆ Expand interest in and publicize the hobby of model railroading
- ◆ Promote membership growth (and retention)
- ◆ Support the National Achievement Program

Each member can play a role in achieving these objectives.

We have a great deal of talent in the MER as evidenced by so many Master Model Railroaders in the Region, and in the variety of high-quality contest entries at our conventions. Let us all share those talents more broadly.

For those participating in the Achievement Program and working toward their Railroad Author Certificate and MMR, the Region and Division level requirements below are excerpted from the NMRA web site. Refer to www.nmra.org Education tab for the full statement of requirements that encompass clinics, etc.

To qualify for this certificate, you must:

1. Prepare and submit material on any of the following subjects:
 - ◆ Model Railroading.
 - ◆ Prototype Railroading, Applicable to Modeling.
 - ◆ NMRA Administration
(e.g. Officers or Committee Reports)

The material being claimed must be the work of the author, photographer, artist, draftsman, etc. applying for the certificate. A total of forty-two (42) points must be earned. This is material that appears in printed media, such as newsletters and may include text, photographs, drawings, etc. Material that has been published or accepted for publication may be claimed. A copy of the published material or of the acceptance receipt from the publication must be submitted as proof.

Item	Region	Division
Article or Column	2	1
Photos or Art Work	2	1
Scale Drawing of Prototype	4	2
Scale Drawing of Track Plan	2	1

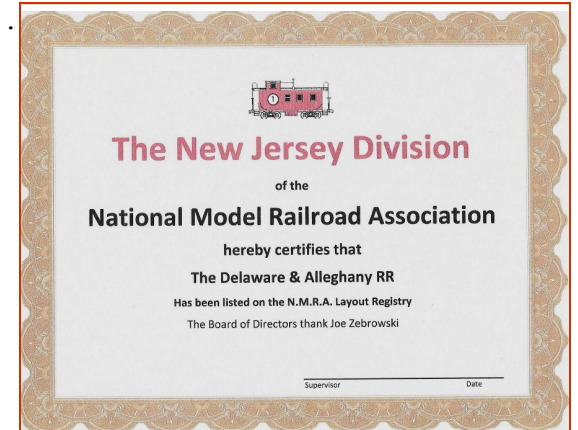
- ◆ A "page" is approximately 1200 words. Credit may be claimed for partial pages down to quarter pages.
- ◆ No more than half of the total required points (21) may be claimed for Division or 100% NMRA Club publications.


You will note that your article does not need to actually even be published before submitting your Region level points for credit. You only need certification from the Editor that your work has been accepted for publication. For guidance or questions pertaining to the Achievement Program, please contact Region AP Coordinator Dave Chance or your Division AP Coordinator.

What is the next step? Submit your article, photographs or inquiries to Editor Clint Hyde (local-editor@mer-nmra.com) with a copy to Jack Dziadul (jdziadul@mer-nmra.com). Other information including the publication schedule and deadlines can be found in The Local.



The New Jersey Division is offering a formal certificate to all NJ Division members who list their railroad on the NMRA website. We currently have presented 10 certificates .





ACHIEVEMENT PROGRAM GOLDEN SPIKE AWARD APPLICATION FORM

PLEASE COMPLETE THIS APPLICATION FORM AND SEND TO YOUR REGIONAL OR DIVISIONAL AP CHAIR

Member's Name _____ NMRA#: _____ EXP: _____

Address: _____ City: _____

State/Prov: _____ Country: _____ Postal Code: _____

Date Submitted: _____ Region: _____

The Golden Spike Award will be awarded to any NMRA member who has completed the Qualifications Checklist, obtained the necessary signatures and who does not hold MMR status. It will be administered by the regional and divisional AP Chairs. AP regulations and definitions apply for scratchbuilding and superdetailing. To qualify for the award the member must complete the following checklist, obtain the signature of the divisional AP Chair or another NMRA member designated by the divisional Chair. The divisional Chair will submit the signed form to the regional AP Chair who will issue the Golden Spike Award certificate.

QUALIFICATIONS CHECKLIST:

1. Rolling Stock (Motive Power & Cars):

Display six units of rolling stock either scratchbuilt, craftsman kits or super-detailed commercial kits.

2. Model Railroad Setting (Structures & Scenery)

Construct a minimum of eight square feet of layout including scenery.

Construct five structures either scratchbuilt, craftsman kits or superdetailed commercial kits. If a module has less than five structures, additional structures separate from the scene may be presented.

3. Engineering (Civil & Electrical)

Three types of trackage required (e.g. turnout, crossing, crossover, etc.). All must be properly ballasted and installed on proper roadbed. Commercial trackage may be used.

All installed trackage must be properly wired so that two trains can be operated simultaneously (e.g. double track main, single track main with sidings, and block or command control).

Provide one additional electrical feature such as power operated turnouts, signaling, turnout indication, lighted buildings, etc.

Witness: _____ Name: _____ NMRA #: _____

Regional AP Chair: _____ Region: _____