

Train Orders

Official Newsletter of the New Jersey Division,
Mid-Eastern Region, National Model Railroad Association



May 2022

Volume 33 Number 3

Joint Meet with The Garden State Division at Camp Evans

John V. Gallagher, Superintendent

Returning to Monmouth County on May 7th for a joint meet with the Garden State Division. This year is our turn to host this annual event. Camp Evans is located near the end of I-195 which becomes NJ Route 138, continue to NJ Route 18 north, exit at Marconi Road. See the address for your GPS or other navigation software in the column to the right.


Thanks to members Jimmy Judge and Steve Lang in obtaining this facility for our meet. Besides the meeting room, the Garden State Central Model Railroad Club's layout is on the site and will be open.

The program for the meet includes two clinics, one offered by each division. The Garden State will hold its annual business meeting, a short event.

The meet includes the door prize, raffle, sales tables, the free take-it table, contest, coffee and donuts, plus meeting with friends. A handout identifying the layouts open for visits will be distributed.

We ask that all NJ Division members bring your current NMRA Membership Card with you and wear your division name tag. If you don't have a NJD tag, please notify me at njdiv.super@gmail.com with your complete name, NMRA number plus "Name Tag" in the subject line so we can make yours for the meet. Notify me **no** later than **April 30, 2022**, so we have time to produce your tag.

We didn't do a good job at the sign in table for the March meet in welcoming members and guests. This will change. A select committee of the board discussed this and met to change the entry process. Our theme is: **Welcome!** The purpose of the welcome desk is to greet and have members initial the attendance sheet where their name is listed in large type. We are required to take attendance for NMRA insurance purposes as it is a member only meeting. Your dues paid for the right to attend.

Your meet fee funds facility rental and other expenses. So, sign in, get your door prize ticket [and consider purchasing raffle tickets] and enter. Coffee and donuts are available. Meet fee and other issues will be handled elsewhere in the room. We apologize for last meet's delay and confusion. Wear your name tag to assist us. 



**Inspection Doodlebug
March Contest Winner-Bill Howard**

Next Division Meet

Saturday May 7, 2022
Camp Evans,
2201 Marconi Road,
Wall Township, NJ 07719

Contest:

Critters; Small Industrial type
Locomotives.

Clinics:

Herb Gishlick

**Creating backdrops for your
layout using a combination of
physical photographs
and acrylic paints.**

Ciro Compagno

**Using CADRAIL to Redesign
Richmond Harbor**

In This Issue

| | |
|--------------------------------|----|
| May Meet | 1 |
| Schedules | 2 |
| View From The Cab | 3 |
| Model Contest News | 4 |
| Clinics | 5 |
| Anniversary Gondola | 6 |
| Layout tours | 7 |
| Rags to Riches | 8 |
| Free is Good | 9 |
| Look South 2022 MER Conv. | 10 |
| Golden Spike Application | 11 |
| Petition for Ballot | 12 |

Train Orders

Official Newsletter of the New Jersey Division. J. Division, NMRA

P.O. Box 276
 Crosswicks, NJ 08515-0276
<https://njdivnmra.org>

Train Orders is published 5 times per year for the NMRA members and friends of the New Jersey Division. Online newsletter is always available at NJ Division website. Mailed hardcopy newsletter is \$15.00 per year. The opinions expressed do not necessarily reflect those of the Division. Products and publications mentioned in Train Orders in no way constitute an endorsement by the Division.

Contributing to Train Orders

Train Orders welcomes contributions from the New Jersey Division membership. Letters, articles, photos and other items may be submitted to the editor, Fritz Plenefisch, at fplen3@verizon.net or to 327 Sharps Lane, Hamilton, NJ 08610-1334. Please include return postage if you would like materials returned.

Deadline for the next Train Orders issue August 10, 2022

Superintendent and Director of Clinics
 John Gallagher
njdiv.super@gmail.com
 856 228-2239

Clerk/Secretary
 Joe Zebrowski
 609 268-9451
trackjack@comcast.net

Director- Membership
 Geert Marien
 732 757-1061
geert@mindspring.com

Director-Editor
 Fritz Plenefisch
 609 585-7660
fplen3@verizon.net

Assistant Superintendent, Bookstore and Door Prizes
 Mike Prokop
njwrr@aol.com
 609 586-9818

Director-Contest Chair
 Jack Menaker
 732 908-6571
jackmenaker@yahoo.com

Director-Technology
 Rick Stoneking
 856 296-9291
stonekingr@comcast.net

Division AP Chair
 PJ Mattson, MMR
 856 467-0421
pjmattson@comcast.net

Paymaster/Treasurer
 Tom Neukirchen
 609 584-5184

Visit us at <https://njdivnmra.org> and join us on Groups at <https://groups.io/g/NJDivNMRA>

Schedules

May Division Meet
 Saturday May 7, 2022
 Camp Evans, 2201 Marconi Road,
 Wall Township, NJ 07719

Next Board Meeting
 Tuesday August 23, 2022, 6:30
 Host – John Gallagher
 Please let us know if you plan to attend
njdiv.super@gmail.com

September Division Meet
 is in the planning stage for the greater Vineland/Millville area. The preferred date is September 10. Confirmation will be in the September issue of TRAIN ORDERS

Gateway 2022
 Marriott Grand, St. Louis
 800 Washington Avenue
 Saint Louis, MO USA
 2022 NMRA National Convention & National Train Show.
 August 7th through August 13th
<http://www.gateway2023.org>

Carolina Special Look South MER Convention
 Hilton University Place
 8629 M Keynes Drive
 Charlotte, NC 28262
www.carolinasouthern.org

NJ Division Area Hobby Shops

* **AAA Hobbies & Crafts**
 706 N. Whitehorse Pike,
 Magnolia, NJ 08049
 (856) 435-7645
www.AAAHobbiesandCrafts.com

* **Sattler's Hobby Shop**
 14 Haddon Ave.
 Westmont, NJ 08108
 (856) 854-7136

* **The Train Room Online Store**
www.thetrainroomNJ.com
 e-mail thetrainroomnj@msn.com

* **Yankee Dabbler - Track 33**
 101 W. Kings Hwy, Bellmawr, NJ
 08031

* **Offers discount to NMRA members. Must show Current Membership Card**

Membership Information

Any person who is a member of the NMRA and lives within the boundaries of the NJ Division as defined by the NMRA is also a member of the division. Non member guests are welcome to attend three of our meets, after which they will be asked to join the NMRA.

NJ Division Annual Activity Fee:
 \$10.00 (optional and includes 5 meets) or individual meets \$5 at the door.

First time guests, no charge!
 National Model Railroad Association
 P.O. Box 1328 Soddy Daisy TN 37384-1328
www.nmra.org

View From The Cab

John V. Gallagher, Superintendent

Our entry procedures at the March meet is an example of doing it wrong! Many members mentioned the situation and action has been taken. We are welcoming you and taking attendance. Done! Get your door prize ticket. Need to pay a meet fee. There will be a table for that. Not on the member list. Go to that table where problems are solved. Don't back up the line. In fact, we intend having about 5 lines for sign in, based on the alphabet. Keep it moving!

Our division has directors and officers. We cannot do all of the things that make the NJ Division work. We have many dedicated volunteers doing important tasks. Bill Howard does mailings of newsletters and printing them and other handouts plus he manages the recruitment of layout owners for after-the-meet visits; Mike and Chris Underwood operate the Canteen of coffee and donuts for each meet. Many assist us in meet setup and take-down including Jerry Michael. There are others. We do need others. We want to establish greeters at the door to assist members in a quick sign in and to hand out door prize tickets. Mike needs a volunteer to monitor the door prize and raffle tables and to sell raffle tickets. I will appoint a clinic timekeeper to show the "time left" signs to assist the presenter in not going overtime. Who can direct members in getting chairs and tables from storage for setting up an audience area or WIP setup? We need someone to direct the replacement of chairs and tables after the meet, so the facility is ready for the next group.

We need someone to hand out name tags to members who haven't received theirs.

Volunteers are needed for tasks done between meets. I am always seeking clinicians and will be passing around the clinics clipboard. Presenters earn points toward the Author AP and can earn points for the Volunteer AP for repeated clinics. I always accept suggestions for clinic presenters from outside NMRA. Did someone give an interesting presentation at a railroad historical society meeting? The railroad watch presenter gave an interesting clinic on the history of railroad timekeeping and watches. Did someone give an interesting presentation at a railroad historical society meeting. Please get a business card or contact information so I can review the topic and contact the presenter.

Give us some suggestions. What would you like us to do? How could we help someone entering the hobby to get started? We could recruit them to NMRA membership and get them on their way to our great hobby.

Finally, we have a convention to host in 2025. Can you help?

My email is njdiv.super@gmail.com and put "Volunteer" or "Suggestion" in the subject line.

Election

It is time to begin the process of electing directors to the board. At least three board positions are up for election. A board member serves for two years. Some incumbents may run for reelection. However, current members

may run for a director position whether it is vacant or not. You don't run against an incumbent. The top vote getters fill the openings. Being a director requires work, attending board meetings, meets, leadership, developing ideas, communicating, recruiting volunteers, cooperating, following division and regional by laws and the NMRA Constitution. Travel is necessary to board meetings and committee meetings. NJD does not have funds to pay for mileage or meals. If you have ideas and want to work with other board members to do the work and make the NJD better, consider putting your name in the race.

To get your name on the ballot use the nominations petition, on page 12 Follow the instructions and obtain the signatures of at least **FIVE** current members of the NMRA who are residents of the named counties, therefore NJ Division members on the date they signed. Please be sure the signers clearly print their names and their NMRA member numbers. Submit the original to me or any board member by the date to be announced. Attending the May meet is a good opportunity to get signatures. Just ask fellow members. You can also do it by mail or if involved in a layout ops group, get signatures from NJD members. Prior to the election, you will be asked to submit a statement about yourself and what you bring to the division as candidate. A headshot photo is a plus.



Model Contest News

By Jack Menaker, Model Contest Chairman

The contest in March is difficult to describe. I set up a scenario that the entry had to fit.

- ◆ You own a small railroad that needs an Investor.
- ◆ You have a possible Investor coming to visit.
- ◆ How would you show off your railroad in a positive light to the Investor.

I believed the topic was relatively easy to understand. After the fact, I guess not. At the meet, we had only two entries. The winner was again Bill Howard with his chopped-up Doodlebug. Good job Bill.



**Inspection Doodlebug
 March Contest Winner-Bill Howard**



The Engine and Theatre Car was the runner up.

Jack Menaker photos

Now we have another contest in the works for May 2022.

It starts with a definition as follows.

What is a critter? The dictionary says it is a small animal.

How do we attribute a small animal to railroading?

From one of your members who worked for the railroad and is into silly history.

“Critter is basically a RAILFAN term generated years ago as I recall by RailPass Magazine to describe small 2 or 4 axle engines used by industries (grain mills, steel mills, chemical plants) that are basically

One Man operated (thus avoiding any FRA requirements for a larger crew) and generally fit the “under 100 ton” engine weight and are NOT equipped (Cab signals, speed control, Deadman, marker lights or other warning devices, etc.) to operate on a Mainline track of any class.”

Submitted by Doug Nash

WOW!! A lengthy definition for a small engine.

So at the March 2022 Meet, we would like you to show us your favorite Critter.



Clinics for the May Meet

By John V. Gallagher, Director of Clinics

The upcoming meet has two excellent clinic presentations. NJ Division member, Herb Gishlick's, MMR, clinic: **Creating Backdrops for Your Layout Using a Combination of Physical Photographs and Acrylic Paints.** Generally, 4x6 inch photos are easily produced using the photo kiosk at your neighborhood drug store. I call this technique "blended backdrops" because the photos become part of a collage helping to integrate the scene into the layout scenery. Part of the process includes making some of the photos serve as a 3-dimensional element in the scene.

Herb is a master at scenery modeling. Visit his layout to confirm that statement! He experiments with techniques, materials, art, color and tenacity, working a scenery problem until he achieves his goal.



Where do 3 dimensional elements of the factory structures become transitional between the modeled wall and the painted backdrop?



Herb Gishlick photos

Can you identify the non 3 dimensional structures in this town?

The effects are even more noticeable when observed in person.

Garden State Division member Ciro Compagno will present the second clinic titled: **Using CADRAIL to Redesign Richmond Harbor.**

Changes to the available space for his layout, Richmond Harbor, needed a redesign of his model railroad. Considering his "givens and druthers" and focus on operation, he turned to CADRAIL to accomplish the task.

In this clinic Ciro will share his experience in using CADRAIL 10.3, a CAD [Computer Aided Design] program for model railroading. Developing his idea into a meaningful CAD design, he will pull it all together for a bedroom size layout. Once a design is complete, the proof of concept (and fun) will be running trains in 3D. Ciro will

also explain the benefits including adding signature industries, sidings, power districts, signal locations, benchwork construction and more.



TRY IT BEFORE YOU BUILD IT

Using CADRAIL, You Can

- Design the layout
- Plan the construction
- Even operate the trains

Before building anything

CAD Drawing by Cilo Compagno

The CADRAIL diagram shows Richmond Harbor



Rick Spano photo

Mike Prokop, Jerry Michael, Ron Baile, MMR, and John Gallagher received Certificates of Appreciation for presenting clinics at the January 2022 and March 2022 division meets.

New Jersey Division 50th Anniversary Gondola

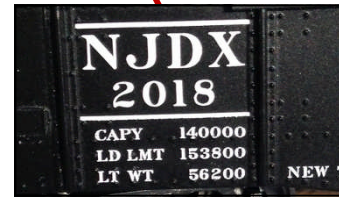

75th Anniversary Gondola

A review of the cars. They are \$35 each, or a set of two for \$65. Car numbers are 1968 and 2018, which was the year that the New Jersey Division was founded and the year we celebrated our 50th anniversary. The model is from Tangent Models and is a superb model of a 52'6" Riveted Drop End Gondola with 70 ton trucks. The placement of the brake wheel on the side is an identifying feature of a drop end Gondola. They're ready to run and come with Kadee couplers.

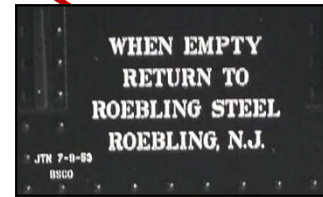
We acquired equal amounts of the two car numbers. Cash or check will consummate the deal and you'll be hauling stuff around your layout in no time!

These are excellent looking and beautifully running cars, but, a car not decorated for a prototypical railroad, they do have the look of a gondola that you might see in any train consist from the 1930's to the 1980's.

To order cars Contact Rick Stoneking at stonekingr@comcast.net or by mail use the Order Sheet. USPS Priority Mail postage is: \$9 for one car and \$10.75 for two cars.



The Reporting Marks "NJD" for this car identify the owner as the New Jersey Division and the "X" designates a Private or Non-railroad owner.



This Stencil indicates the Gondola is in Assigned Service to Roebling Steel. It must be returned to Roebling after its load has been delivered.

The car body is black with white lettering and data conforming to the 1950s

The cost is \$35.00 for one car or a set of both numbers for \$65.00

A check made payable to the NJ Division must be included with your order.

Name _____
 Address _____
 City _____ State _____ Zip Code _____
 Telephone _____

See Tangent website for more information
support@tangentscalemodels.com
 Return this form to NJ Division NMRA;
 PO Box 276, Crosswicks, NJ 08515-0276

Second Section

Layouts open for viewing for the May Meet

For the May meet we have four layouts to visit.

Maps listing them along with directions and the time they will be open are available at the meet.

Please contact a Board member if you would like to host an open house for your railroad when we are close to your area.



The layout is based on the upper portion of New York Central's Harlem Division in the transition era. It is more than 1,000 sq. ft. and scenery is about 75% complete with many craftsman structures.



Bob Hans photo




Freelanced Erie - Lackawanna and D&H RR's layout with 180 ft Main line and 125 ft Branch line in HO with 95% scenery completed and has an operating coal dumper. ☺

The Atlanta roundhouse at the south end of the RR. Inside is an operating turntable. The structure has nearly 1000 pieces and took approximately 90 hours to build.



Thom Radice photo



Garden State Central Model Railroad photo

The Garden State Central features scenes of the Lehigh Valley, Central Railroad of New Jersey (CNJ), Reading and Erie RR's .Actual places are modeled along our Wilkes-Barre, PA to Jersey City, NJ Line.

RAGS TO RICHES FROM THE NJ DIVISION MEET “FREE TABLE”

By Mike Prokop

Along with the startup of live in-person division meets in 2021, a new attraction was instituted at the meet called the “FREE TABLE.” By now, anyone attending an in-person New Jersey Division meet has probably seen and/or experienced some interaction with this new amenity, and has potentially acquired some useful “stuff!” Stuff meaning anything from rolling stock, structures, and other worthwhile model railroad items in various states of condition and usefulness.

Now, no one is saying items plucked from the Free Table may be suitable to instantly be placed on your layout, look pretty and function well. It is possible, but probably unlikely, from my observations of items on that table. However, with a little imagination, creativity

and modification, something you picked up might be very useful and fulfill a need or add a detail to enhance your model railroad. Pieces or parts can be gleaned from an acquired item to repair something or add to your latest kit-bashing project, or provide a cool detail to improve a scene. It’s up to you to see the beauty and usefulness of that piece of junk, I mean stuff, and be inspired to turn it into a supreme intellectual or artistic achievement!

It is important, in order to perpetuate and keep the Free Table component of the meet ongoing, contributions and donations from you are essential. Without sounding like those on public television begging for contributions, but here it goes: **LOOK** under your layout and flush out stuff you’ll never use! Go ahead, tear

yourself away from it! It’ll be okay, don’t worry, don’t stress, just let it GO! Throw it in a box and dump it on the Free Table at the next meet. You’ll have a feeling of satisfaction that you’ve cleaned house and made room for new junk, err stuff, potentially items picked up from the Free Table, but hopefully items that are useful that can supplement, elevate and enhance your layout!

By the way, let us know what you’ve done with those items. Possibly a brief article on what you acquired and how you modified or enhanced it for your layout. Or just a photo of what you’ve done along with a one sentence description we can put in the Train Orders newsletter. You’ll accumulate AP points for a

Rags to Riches Continued on page 9



WABASH 7226 GS GONDOLA 40 FOOT

A Mantua 2214 series car, plastic. Washed car, replaced both trucks with Athearn friction bearing ones using InterMountain metal wheels. Replaced brake wheel. Installed Kadее scale couplers and weathered car with hand brushing Anita’s acrylic paint using Earth Brown, White, Black and Pumpkin Orange. Adjusted car height (for correct coupler alignment) and car weight to conform to NMRA standards.



H.J. HEINZ 4130 PICKLE TANK CAR 54 FOOT


A Revell car marked 1956(year), plastic. Cleaned car, replaced both trucks with Athearn friction bearing trucks and Kadее metal wheels. Installed Kadее scale couplers. Weathered car using same method and colors as WABASH 7226. Corrected car height and weight to NMRA specs.

All photos Mike Prokop

Rags to Riches Continued from page 8

published photo and more points if you write an article. If not for the Achievement Program, then we'd still like to see what you've done. Email Fritz Plenefisch, our newsletter editor, with your materials at fplen3@verizon.net.

In the accompanying photos are a few pieces of rolling stock from the Free Table. I rescued these cars from the scrap pile by cleaning the cars, making some easy repairs, and using stuff from my personal junk collection to get them up to speed. I added missing parts, put on some detail items, weathered the cars and made adjustments to meet NMRA standards. They won't win contests or raise eyebrows, but will perform admirably hauling worthwhile goods around my railroad during an operating session. See the photos and captions for more specific details about my rescue efforts.



READING 9440 FLAT 40 FOOT

An Athearn car. Washed car to remove fifty years of dust and grime! Installed InterMountain metal wheels and Kadee scale couplers and replaced the missing brake wheel. Put on a wood deck by American Model Builders using the peel and stick method. Adjusted height and weight per NMRA and weathered with the usual acrylic paints as the other two cars.

Free is Good!

Jack Menaker Contest Chairman

Free is good!

Yeah, sometimes.

A free home gutter evaluation is only good if you need new gutters.

A free upgrade is only good if you are not satisfied with what you are presently using.

The free table at the NMRA Meets is GOOD! No further disclaimers.

At the January meet, I was browsing at the free table and found a couple of beat up Athearn blue box Boxcars. They had Kadee couplers, and three of the four trucks were in good shape. I replaced one of the trucks.


If you have been in the hobby for any length of time and specifically if you participate in Operations, blue box cars are great. No details to fall off. A fair representation of the original car. Easy to replace couplers and trucks.

I picked up these two orphans to give them a new home. They had Kadee couplers, and three of the four trucks were in good shape. I replaced one of the trucks.

I didn't even strip them. I just gave them an overcoat. LIKE THE COLORS? They do stand out! I replaced the doors from some stock that I have.

I decaled then with some very old decals after first top coating them with Testors Decal Bonding Spray.

Jack Menaker
 Contest Chairman.



Jack Menaker photos

Carolina Special Look South 2022 MER Convention

By Bob Halsey

The next (and best) MER convention will be the Carolina Special Look South 2022 on October 20-23, 2022, put those dates in your calendar! Although the last two MER conventions were definitely top-quality events, the Carolina Southern Division is well into planning for 2022, and is ensuring that your trip to Charlotte, North Carolina, will be way more than worthwhile! It will be downright memorable!

We have already planned several tours, first: on Oct. 20 to the North Carolina Transportation Museum (NCTM) in Spencer (the former main maintenance facility of the Southern Railway, including the huge backshop, large roundhouse and turntable, many historic locomotives, railcars, automobiles, fire trucks, and airplanes. You can get a ride on one of NCTM's own passenger trains (pulled by one of their ex-Southern diesels), and if we are lucky we may get to see an impressive visitor - the N&W 611 large 4-8-4 steam locomotive, which comes to Spencer from Roanoke for regular maintenance. We will also offer a tour of the National Narrow Gauge Museum and Restoration Facility in Newton, where they have several old and not-so-old railcars and locomotives (steam and diesel). The museum not only has the original fully-restored passenger/freight station, but a separate building with several large O, HO, and N gauge layouts. We also arranged a tour

of the Lionel Corporation's development center in Concord to see their latest projects (O and HO).

Of course, we are having the usual elements for a successful convention: many clinics (including some you have not seen before!), a company store (formerly "white elephant" room), and the contest room. As a judge at the last two conventions, I can say that many of the dioramas and rolling stock were not just super-detailed, they were true works of art!

And we will have many layout tours available to visit (too many to list here) including Jack Parker's Piedmont & Western (HO mountain railroad) and Seth Gartner's NYC Piney Fork Branch (with its large detailed steel mill). Both of these were subjects of 2018 cover articles in Model Railroader magazine. Also Ed Smith's Erie Railroad (with its amazing 10-arch viaduct bridge), Neal Anderson's basement-filling KKL Railroad, and a number of excellent N gauge layouts.

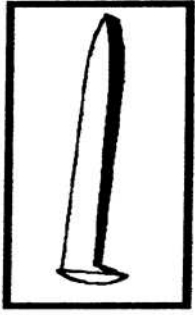
This spectacular convention will be held at the University Hilton in north Charlotte (just off I-485), with a reduced room rate for convention attendees. Although we are not ready to accept registrations (will be soon), our website (www.carolinasouthern.org) will contain convention details. We have an interesting Saturday evening banquet speaker lined up - again, more details soon!

For non-modeler attendees (spouses and

future adults) there are a number of local attractions: the Mint Art Museum, US National Whitewater Center (whitewater rafting, zip lines, hiking trails), Discovery Place Museum, Duke Energy Explorium, Charlotte Aviation Museum (at the airport), Billy Graham Library and Museum (very interesting!), Charlotte Motor Speedway (you can get really fast rides in NASCAR race cars driven by professional drivers), Concord Mills Mall (it's a big one), and evening dinner cruises on Lake Norman, plus many good restaurants in the area. I have done all of these things!

Get to Charlotte: by train from D.C./Baltimore/Philadelphia, air to Charlotte/Douglas airport, or motor vehicle south via I-95/85 or I-81/77, or west on I-40/85. We will be covering more details in future issues of this newsletter. You don't want to miss this one!





ACHIEVEMENT PROGRAM GOLDEN SPIKE AWARD APPLICATION FORM

PLEASE COMPLETE THIS APPLICATION FORM AND SEND TO YOUR REGIONAL OR DIVISIONAL AP CHAIR

Member's Name _____ NMRA#: _____ EXP: _____

Address: _____ City: _____

State/Prov: _____ Country: _____ Postal Code: _____

Date Submitted: _____ Region: _____

The Golden Spike Award will be awarded to any NMRA member who has completed the Qualifications Checklist, obtained the necessary signatures and who does not hold MMR status. It will be administered by the regional and divisional AP Chairs. AP regulations and definitions apply for scratchbuilding and superdetailing. To qualify for the award the member must complete the following checklist, obtain the signature of the divisional AP Chair or another NMRA member designated by the divisional Chair. The divisional Chair will submit the signed form to the regional AP Chair who will issue the Golden Spike Award certificate.

QUALIFICATIONS CHECKLIST:

1. Rolling Stock (Motive Power & Cars):

Display six units of rolling stock either scratchbuilt, craftsman kits or super-detailed commercial kits.

2. Model Railroad Setting (Structures & Scenery)

Construct a minimum of eight square feet of layout including scenery.

Construct five structures either scratchbuilt, craftsman kits or superdetailed commercial kits. If a module has less than five structures, additional structures separate from the scene may be presented.

3. Engineering (Civil & Electrical)

Three types of trackage required (e.g. turnout, crossing, crossover, etc.). All must be properly ballasted and installed on proper roadbed. Commercial trackage may be used.

All installed trackage must be properly wired so that two trains can be operated simultaneously (e.g. double track main, single track main with sidings, and block or command control).

Provide one additional electrical feature such as power operated turnouts, signaling, turnout indication, lighted buildings, etc.

Witness: _____ Name: _____ NMRA #: _____

Regional AP Chair: _____ Region: _____

PETITION IN SUPPORT OF _____
 TO BE PLACED ON THE BALLOT FOR BOARD OF DIRECTORS
 NEW JERSEY DIVISION OF NMRA, INC.

We active members of the NMRA, support placing _____
 NMRA Member # _____ Date of Membership Expiration _____
 on the ballot for election to the New Jersey Division’s Board of directors for the election scheduled to take
 place during 2022. We are **residents** in the counties of the New Jersey Division that include Atlantic,
 Burlington, Camden, Cape May, Cumberland, Gloucester, Mercer, Monmouth, Ocean, or Salem.

| PRINTED NAME | SIGNATURE | TODAY’S DATE | NMRA NUMBER | MEMBER EXPIRATION DATE |
|--------------|-----------|--------------|-------------|------------------------|
| 1 | | | | |
| 2 | | | | |
| 3 | | | | |
| 4 | | | | |
| 5 | | | | |
| 6 | | | | |
| 7 | | | | |

As a candidate for the position of Director of the New Jersey Division, NMRA, Inc. I hereby certify that I am a member in good standing of the New Jersey Division, NMRA, Inc. and that to the best of my knowledge, all signers of this petition are members in good standing of the New Jersey Division, NMRA, Inc.

Candidate’s Signature _____ Date _____