

CLINKERS

OFFICIAL NEWSLETTER OF THE NEW JERSEY DIVISION,
MID-EASTERN REGION, NATIONAL MODEL RAILROAD ASSOCIATION

NOVEMBER 17, 2012

VOLUME 23 NUMBER 5

November Meet Will Be Well Worth the Trip!

The November New Jersey Division meet will again be held in a new location. This time we'll be in the Millville Community Church at the corner of Broad Street and Wade Blvd. in Millville. This is another location with easy access from and to NJ55. See the directions and map on pages 7 and 8 respectively.

It's a bit of a drive for those of you coming from the northern parts of the division, but I'm sure you'll be happy you came. We have two great clinics and all the other interesting activities you've come to expect at this meet.

First up, Dave Albertson will show us how he models prototype structures. He offers suggestions on how to achieve a good representation of the prototype using what limited information may be available.

Arnold Kimmons offers his expertise in the field of realistic scenery. It will cover planning, researching and creating scenery from the backdrop to the fascia, from the base layer to the details. There will be lots of photos, including before and after shots of his layout.

The contest this time is "Trolleys and Traction" so if you have anything with pantographs or pickup shoes, bring it along and enter the contest. You could win free admission to all of our meets next year!

The afternoon will be no less interesting. We'll have

Model Railroading Abroad by Kevin Feeney

As some NJ Division members know, I have lived outside of the US since August 2011. No, I am not on the run from the police, but took teaching positions abroad that would also give me the opportunity to travel. However, I did expect to be participate in some model railroad activities as well. My first position was in Bulgaria where I learned that Bulgarians are too poor to have a hobby! So my model railroading last year consisted of flying to attend model railway and *Modelleisenbahn* shows in the UK and Germany. I made up for the lack of model activities by rail fanning and riding the prototypes in scores of countries in Europe and Asia.

My position this academic year is in the ROK (South Korea). Given that brass trains have been made in Korea since the 1970s and that there is a well developed rail network, I had high hopes for some level of local model railroading. Nope, none again! Samhonsa stopped making brass model trains several years ago, although some of their former employees

See **Abroad** on page 3

at least eight open houses on the tour. The stages of progress range from just getting started to mostly complete and everything in between. Most will be within a few minutes of each other, so you should be able to get to most if not all of them.

NEXT DIVISION MEET

Saturday, November 17, 2012
9:00 AM to 12:00

Millville Community Church
Broad Street and Wade Blvd.
Millville, NJ 08332

Contest:
Traction / Trolley Cars

Clinics:

Dave Albertson:
Scratch building the Prototype

Arnold Kimmons:
Realistic Scenery - Back to
Front; Bottom - Up

Layout Tour: 1:00 pm to 5:00 pm

Swap tables:

Contact Bob Clegg
856 696 0463
BobcatCS@comcast.net



IN THIS ISSUE

Schedules	2
View From the Cab	3
Contest News	4
Achievement Program News	5
Modular Modeling in the NJD	6
Directions to the Sept. Meet	7
Map to the Meet	8
Online Color Extras	9
Layout Tour Photos	10



CLINKERS

Official Newsletter of the New Jersey Division
Mid-Eastern Region, NMRA
P.O. Box 8694
Trenton, NJ 08650
www.NJDivNMRA.org

Clinkers is published 5 times per year for the NMRA members and friends of the New Jersey Division. The opinions expressed do not necessarily reflect those of the Division. Products and publications mentioned in Clinkers in no way constitute an endorsement by the Division.

Contributing to Clinkers

Clinkers welcomes contributions from the New Jersey Division membership. Letters, articles, photos and other items may be mailed or emailed to the editor at the above address. Please include return postage if you would like materials returned.

Deadline for next issue: December 7, 2012

Board of Directors 2012 - 2013

Superintendent

Bob Clegg
856 696 0463
BobcatCS@comcast.net

Asst. Superintendent

Chris Widmaier
609 510 2701

Treasurer

Bob Liberman
609 298 7337

Secretary

Tom Lavin
856 824 1405

Director, Clinics

John Gallagher
856 228 2239

Director, Librarian

Bill Howard
609 584 1818

Director, Layouts

Michael Mosher
856 293 9874

Division AP Chair

PJ Mattson, MMR
856 467 0421

Membership Information

Any person who is a member of the NMRA and lives within the boundaries of the NJ Division as defined by the NMRA is also a member of the division. Non member guests are welcome to attend two of our meets, after which they will be asked to join the NMRA.

NJ Division annual activity fee: \$10.00 (includes 5 meets) or individual meets \$5 at the door. First time guests, no charge! Online newsletter always available at NJ Division website. Mailed hard-copy newsletter \$7.00

National Model Railroad Association
4121 Cromwell Road
Chattanooga, TN 37421-2119
www.nmra.org

SCHEDULES

NEXT BOARD MEETING

December 18, 2012
Host: John Gallagher
gallagherjv39@verizon.net
856 228 2239

All members are invited.
Please let us know if you plan to attend.

NJ Division January Meet

Saturday, January 12, 2012*

Haddon Twp. High School Cafeteria

401 Memorial Drive

Haddon Twp, NJ 08033

Contest:

Railroad Structures

Stations, Switch Block Tower, Water or Coal
Tower, MOW Shed, Bridges, Watchman
Shack, Yard Office, etc.

*This may have to be changed to January 5.



An example of the excellent scenery that Arnold Kimmons will show us how to create during his clinic at the November 17 meet.

NJ DIVISION AREA HOBBY SHOPS

Sattler's Hobby Shop*

14 Haddon Ave.
Westmont, NJ 08108
(856) 854-7136

Jackson Hobby Shop*

2275 West County Line Rd.
Jackson, NJ 08527
(732) 364-3334
www.jacksonhobby.com

Trains 'n Things

936 Weymouth Road
Vineland, NJ 08360
(856) 697-8844
www.trainsnthings.com

The Train Room*

715 Arnold Ave.
Pt. Pleasant Beach, NJ 08742
(732) 892-5145
www.thetrainroomNJ.com

Bob's Hobbies and Crafts

67 S. Broadway
Pitman, NJ 08071
(856) 589 1777
Bobshobbiesandcrafts@yahoo.com

All Aboard Trains

118 N. Main St.
Forked River, NJ 08731
609-693-2552
www.allaboardtrains1.com

Specializing in Lionel
and Lionel repairs

*Offers 10% discount to NMRA members

VIEW FROM THE CAB

Bob Clegg

November is Model Railroad Month. It's the time of year when our fellow model railroaders open their homes to visitors who want to see some really nice railroads. As noted in the article about the meet on page one, we'll have at least eight railroads for you to see on Saturday afternoon. If you'd like to see even more model railroads, the schedule has now been posted for the NJ, DE, and PA November Open House Tour. For the schedule go to <http://www.modelrailroadopenhouse.com/>.

Congratulations to MMR 496. At the MER Fall Convention banquet held on October 20, looong time NJ Division member, **Ron Baile**, was presented with his Achievement Program certificate for "Cars." This was the last piece needed to complete Ron's requirements for Master Model Railroader. He, therefore, was also presented with a plaque proclaiming him MMR number 496. When you see Ron, be sure to congratulate him on attaining this goal.

Track 33 is back! I have recently received word that we now have another brick and mortar hobby shop in the Division. Track 33 has teamed up with Yankee Dabbler from New Port Richey, FL. Yankee Dabbler does online sales, eBay, and has been at the Great Scale Model Train Show in Timonium, MD. They list a full range of model railroad manufacturers. Check them out. Their address is 101 N. Kings Hwy, Bellmawr, NJ 08031. The phone number is 856 312 8084.

Do you read your newsletter? After talking to some folks at the last meet, I began wonder-

ing how many of you actually read this newsletter. Which articles do you read? Would you be just as happy with a simple two page letter with the directions and a map to the next meet? Would you like to see more or different information? With those questions in mind, I've included a short survey here. Please take a minute to answer the questions so we can provide you with the type of information you want in your newsletter.

If you receive this newsletter online, please drop an email to me with your responses to BobcatCS@comcast.net. If you receive this in hard copy, give me a call at 856 696 0463 or let me know at the meet. 

How much of the newsletter do you read?

None of it? Some of it? All of it?

Which parts do you read most often?

Page 1 Upcoming meet information, news

Page 2 Schedules, Local hobby shops

Page 3 View from the Cab

Page 4 Contest news

Page 5 Achievement Program news

Page 6 Modular Modeling

Page 7 Directions to the meet

Page 8 Map to the meet

Do you have suggestions to help us improve your newsletter? Do you have an article or a topic that we could include? Would you like to see clinics included in the online version of the newsletter?

Abroad Continued from page 1

did form a new company to do so. From what I have learned neither Samhongs, Anjin or the new company have ever made any model trains for the local market. I found stores in ROK selling military and fantasy (Gundam Bandai) models, but no model trains.

Imagine my surprise then when I was in a gift shop at the Korean Folk Village (near Seoul) and saw HO building kits for sale. These were laser-cut wood kits from a Korean company called *Young Modeler* (www.youngmodeler.com). HO was described as a reduced scale for "rail road model in Europe". There were about 15 different kits available and their prices ranged from 10,000 to 38,000 kwon (\$8.60 to \$32.70 inclusive of a 10% VAT). Many of the kits had the look of the old west in the US. I choose kit #632 for 20,000 kwon of the **Hwabon Station**.

See **Abroad** on page 4



Kevin's model of the Hwabon Station

NEW JERSEY DIVISION MODEL CONTEST NEWS

Chris Widmaier, Assistant Superintendent

On September 15th we had a very nice time at the New Jersey Division meet in Deptford. We had two very good clinics, one by Ron Baile on Building Resin Car Kits and the other by Walter Delengowski on Railroad Pocket Watches.

I personally thought both clinics were very interesting. Ron's clinic was full of good tips and I also learned a lot about railroad pocket watches. I own a couple of old railroad pocket watches and now that I know more about them I can appreciate them more.

As customary, in the afternoon on Saturday we were privileged to visit several great home layouts. Thanks to all of the layout owners for opening their homes and allowing us to see their layouts.

September's model contest was "Milk Cars".

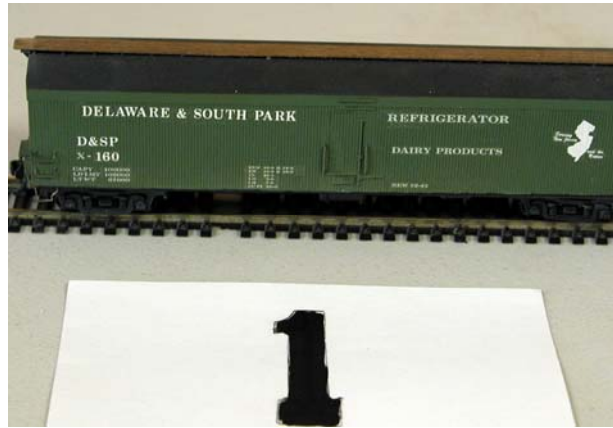
Most likely you all remember the advertisement that would typically feature people in various situations involving dry or sticky foods and treats such as cookies or a peanut butter sandwiches. The person then would find themselves in an uncomfortable situation due to a full mouth and no milk to wash it down. At the end of the advertisement the character would look sadly at the camera and the screen would display in bold words "got milk?"

That sad character would have been me if it wasn't for Ron Baile. Ron was the one and only person who entered the contest. Thank you, Ron for having milk and two very nice entries.

The winning entry was number one, a 50 foot

wooden reefer from Delaware & South Park RR as shown in the picture. Both of Ron's models were very nicely done. Great work Ron.

At the September meet I also awarded a certificate and a \$10 voucher for next year's New Jersey Division activity fee to Joe Zebrowski his winning entry in the May model contest, his



Ron Baile's September contest winning entry

Delaware & Allegheny caboose. Check the September issue of the *Clinkers* for a photo of his entry.

The model contest for this coming meet on November 17th, in Millville will be your choice of any electric traction motor equipment that runs on catenary or third rail and no, that doesn't include your Lionel steam engine.

Now is the time to show off one of your favorite electrics and you just might win a \$10 activity fee voucher.

As always if you have any questions, comments, or ideas for a model contest topic, or for that matter suggestions for improvement of the NJ Division, please feel free to contact me. You'll find my phone number on page 2 or email Chris.Widmaier@comcast.net.

Remember to enjoy this great hobby of ours and I hope to see all of you at the meet with your Electric Locomotive, Subway Car or Trolley to enter the contest.



Abroad Continued from page 3

This is a model of an actual station on Korea's Jungang (Central) Line that was selected as the most beautiful by "railroad maniacs". The kit came in a re-sealable, clear, hard-plastic case and the label, which was in English and Korean, said "time consuming: 2 hours".

After getting set with my classes, I decided to build the kit one evening on my kitchen table. The kit consists of: 4 pieces of something like basswood approx. 5/32" thick with the building parts; 1 piece of light plywood approx. 1/16" thick for the windows, doors and trim, a plastic sheet approx. 1/32" thick for the window glass, a sheet of stained and embossed wood with adhesive backing for the roof. I have built a few US-made laser kits and would have to say that this one was much more intuitive and it went together like a charm. The instructions were step-by-step photos with words in both English and Korean. There were some general precautions including one that

See **Abroad** on page 5

ACHIEVEMENT PROGRAM NEWS

PJ MATTSON, MMR & DICK GENTHNER, MMR

If by chance you were not at the September meet, you missed an important announcement concerning the Achievement Program in the N.J. Division. It was announced that we would soon have another Master Model Railroader in the Division by the name of Ron Baile.

Since the September meet, Ron has finished the requirements for the CARS Certificate and now holds the seven certificates required to become a Master Model Railroader. All his paper work has been submitted and MMR number 496 has been assigned to Ron. He was duly recognized at the MER Fall Convention banquet on October 20 and is to be commended for persisting and now reaching the MMR status. I think with the addition of Ron we will have four MMRs in the New Jersey Division. (We have several other members who are close to reaching MMR status as well. Who will be number FIVE?) Congratulations Ron!

At the November meet we will have on display by Tom Griffiths the two award winning locomotive models that he had judged at this summer's national NMRA convention. The September issue of the NMRA magazine had a great review of the convention, with Tom and his models mentioned several times. Tom also will have on display the paperwork for the models and the judge's score sheets so you can see what he submitted and what the judges thought of his work.

Several members have been promised to send to me copies of their paperwork for the AP cer-

tificates and for models submitted for judging. To you who have had models of cars, locomotives or structures judged, don't forget to send me copies of your paperwork for our Division "Library". We also would like copies of completed paperwork for the other certificates like Author, Chief Dispatcher, Civil Engineer, Electrical Engineer, Prototype Models, and Scenery. I will keep these on file and they are available to any member who is working on an AP certificate and needs an example of how someone else did the paperwork. Call me if you need help in this area.

On a personal note, work on the new Arpee and Western (version Number 7) has not started yet, however my new garage has been organized and I can now get the car into it for the first time since we moved in June. I now know how much space will be available for my work bench and the new A&W layout. Right now it looks like I'll have space for a 2 foot wide by 12 long switching layout across the back end of the garage plus some storage and staging tracks along either side wall of the garage plus a workbench. I'm looking for plans and ideas to fit those parameters.

See you all at the meet and remember to give a call to PJ or me if you have questions about the Achievement Program.



PJ Mattson, MMR
pj mattson@comcast.net
856 467 0421

Dick Genthner, MMR
agent1@optonline.net
732 462 0216

Abroad Continued from page 4

said "the assembly sequence is to be strictly obeyed". I wonder who enforces this.

I only had to enlarge a few of the opening just a tad for the windows and doors to just pop in and actually used very little glue (just a few dabs of **GOO** and **Scotch Quick-Dry Adhesive**). I did not have any sandpaper with me and instead used 2 emery boards I got from hotel bathrooms on my EU trips. Boom, boom, boom, and I had all of the sub-assemblies done and assembled the building as shown in picture in less than an hour. [This is the fastest I have ever built anything and maybe it was because I am on the other side of the Int'l dateline :>] Given I was on a roll and I certainly could have finished it in less than another hour! However, I stopped because I want to take this picture before the roof went on and my camera was in my office at school. Instead, I sat down and started this article for the *Clinkers*. I also looked at the small picture on the packaging and could tell the red supplied roof was not right and needed to be replaced!

The next night I picked up where I left off. First to go on was the sub-roof that was 5 pieces of the thicker wood. Next, there were some rafters and support columns. The chimney was formed from 3 pieces around a stub sticking up thru the sub-roof from an interior wall. I left off

See **Abroad** on page 6

**ACHIEVEMENT PROGRAM
GOLDEN SPIKE AWARD
APPLICATION FORM
is on page 15 in *Online Color Extras*.**

MODULAR MODELING IN THE NEW JERSEY DIVISION

Mike McNamara

Hope everyone is finding the cooler weather conducive to getting model railroad projects underway and completed. Things are heating up for NJ Free-mo - here is the latest news...

A number of NJ Division members attended the Northeastern Fallen Flags RPM in Bridgewater, NJ on September 29th. I had the pleasure of attending this annual event for the first time and I brought my Woodstown Junction module with me. I also was asked to give my clinic on Free-mo, explaining the basics of this modular concept. Helping me out was NJ Division member Geert Marien who answered questions and helped me run trains. We had a great time. We also ran some foreign power from Lenny Harlos, co-owner of Thoroughbred Railroad Models, the custom weathering outfit.

NJ Division member Mike Prokop is scheduled to take his modules and present a clinic on

Free-mo for the Garden State Division NMRA. The meet is October 27th in New Brunswick starting at 9:30am. Why not head up and join the fun? Check out www.nergsd.com for more information.

The 27th of October also happens to be the next Timonium show date. If you are heading to that show instead of the GSD Meet, why not check out the Capitol Free-mo layout? I will be there again with my module. Also on hand will be steel mill modules from James Musser, whose layout you may have visited during a recent NJ Division Meet. There will even be a new module built by a Capitol Free-mo member working on assignment in Afghanistan. The module is being shipped back home in time for the show. Now that is dedication! We'll also be introducing some organized operations this time so be sure to see how we are doing.

Want to see some truly inspiring bench work? New England Free-mo is building a set a return loop modules and they enlisted a CNC router machine to do all the cutting, ensuring an exact fit of all the plywood pieces. Check it out at www.railroad-line.com/forum/topic.asp?TOPIC_ID=37524. NE Free-mo will also be at the big Springfield show in January with their modules on display in case you are planning to attend that show.

One more non-modular note to pass along. The November Model Railroad Open House schedule has been published at www.modelrailroadopenhouse.com. My home layout will be open along with over a dozen others in NJ on November 4th and November 10th. Be sure to stop by! And check out all the layouts you can visit all month long throughout MD, DE, PA and NJ.



Abroad Continued from page 5

the soffit and carefully cut out the supplied roof, which was 8 separate, laser-cut pieces. I looked thru my limited model supplies here and found a package of scale building paper containing grey roof tiles that I had purchased in the UK. They were OO scale (4mm or 1/76) but still looked fine. Using the supplied roof as a template, I cut out 8 new pieces of roof. This took 25 minutes as I had to redo 2 of the pieces. The biggest 2 pieces each had a number of cut-outs. I started from one end and applied the first big piece with **Scotch Adhesive** making sure it was high enough up on the sub-

roof as to not leave a gap with the other piece. Ditto for the second big piece! Together, this was as the most difficult part of the construction.

I added more 2 pieces of sub-roof to create the dormer over the station sign on the building; this covered some of the roof that I just installed. This sub-roof was then covered with 2 more pieces of the new roof. The last 2 pieces of new roof were applied over the front porch and a small awning above a side door. The last part was a trim piece to create flower bed to the rear. Assembly time the second night was another 75 minutes but that included

making the new roof!

There was nothing in the instructions about painting the model and besides I did not bring any paints with me. So it is in a raw state at least for now. I looked on the web for a better picture of the station and found one. When I get back to the states, I'll get out my pink and purple paints and see what I can do to match the prototype. I am glad I took the time to change the roof. This was an enjoyable use of my free time here. The wood and roof scraps are a welcome addition to my limited modeling supplies. I hope to be back in the US for the NJD's meeting in January 2013. Jal-Ga!



Cool Tools



This month two Cool Tools were submitted by long time member John Swift.

Use 3/4 inch wide wall shelving channel brackets to keep your flex track straight. Lay it between the rails.

For sanding in tight places, use white glue to attach flat tooth picks to the back of a sheet of sandpaper. When the glue is dry, cut the tooth picks apart with a razor blade or X-Acto knife.

These are Cool Tools!

If you have a "Cool Tool" send it to the editor at BobcatCS@comcast.net



Another scene that Arnold Kimmons will show us how to create in his clinic at the November 17 meet in Millville.

Directions to the meet

From the northern part of the division

Use **I-195 West** and **I-295 South** as appropriate. Take **I-295 South** to **Exit 26** and stay **right** to exit onto **NJ 42 South**. Once on the exit ramp, keep **left** to stay on **NJ 42 South**, then continue for about 2 miles (keep right after passing Creek Rd.) to **NJ 55 South**. See local direction below.

From Eastern Ocean and Monmouth Counties

Use the directions above, or take the **Garden State Parkway** south to **exit 44**. Turn **right** onto **CR 575, Pomona Road** and follow to **US322**. Turn **right** onto **US 322** and **stay right** to enter the **jug handle** to follow **US 40 west**. Continue on **US 40** to **Mays Landing** and follow the directions from Atlantic County via Mays Landing below.

From Delaware

Take **US 40 East** to **NJ 55 South**. See local direction below.

From Pennsylvania

Cross the **Commodore Barry Bridge** and continue **east** on **US 322** . Take **NJ 55 South** and follow local directions below.

From Cape May County

Take **NJ 55 north** and follow local directions below.

or

Find your way to **NJ 50** in **Tuckahoe** and proceed **west** on **NJ 49** for **16.3 miles**. Turn **right** onto **Wade Blvd.**, the meet location will be on your **right** on the far right corner at the traffic light at **Broad Street**. Turn **right** onto **Broad Street** and immediately **left** into the parking lot.

From Atlantic County via Mays Landing

Take **US 40 west** through **Mays Landing**. Turn **left** at the Traffic Light at **Avenue of the Pines**, then right on **Bears Head Road** (also called Millville-Mays Landing Road). Continue about **18.3 miles**. The meet location will be on your **right** just before the traffic light at **Wade Blvd**.

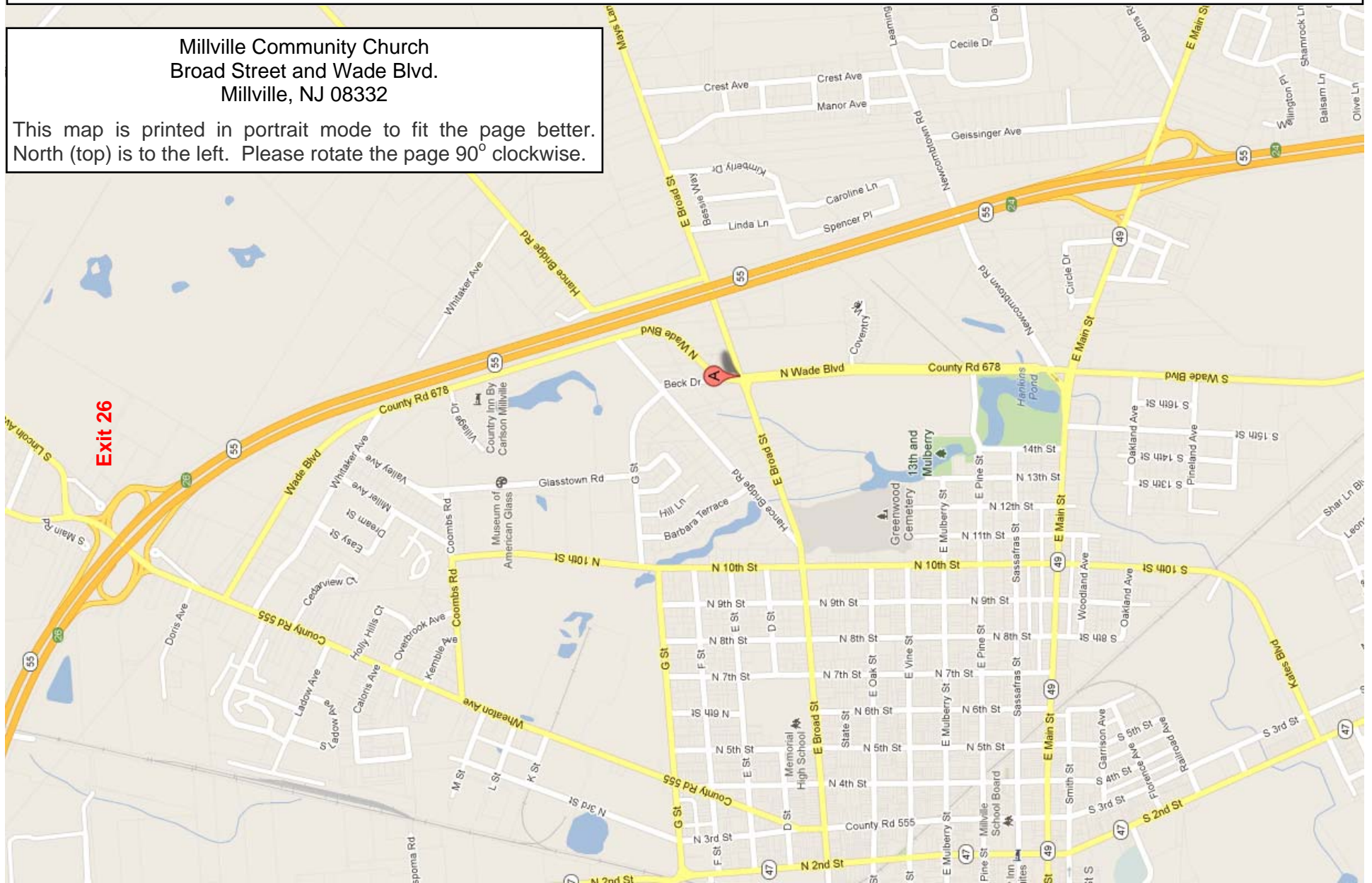
Local Directions:

Take **Exit 26** onto **County 555, Wheaton Blvd.** go **right** at the exit. Turn **left** onto **Wade Blvd**, (it only goes left and there's a turn lane.) Follow **Wade Blvd 1.3 miles** to the meet location on your **left** just before the traffic light at **Broad Street** (look for the BIG cross buck.)

MAP TO THE NOVEMBER MEET

Millville Community Church
Broad Street and Wade Blvd.
Millville, NJ 08332

This map is printed in portrait mode to fit the page better.
North (top) is to the left. Please rotate the page 90° clockwise.



ONLINE COLOR EXTRAS



Last month Ron Baile became the NMRA's Master Model Railroader number 496. The award was presented at the Mid-Eastern Region Fall Convention banquet. Photo to the left: Ron received his plaque from John Janosko, MER President as Charlie Fleishman, MER Achievement Program chairman looks on from the podium.

Lower left: PJ Mattson, Division AP chairman presented Ron with his AP certificate for "cars" which was Ron's seventh and final required certificate for his MMR.

Below center and right: Ron's entries in the model contest at the NJ Division meet held in September. Number 1 was the winning entry.



ONLINE COLOR EXTRAS



The New Jersey Division was once again present in force at the MER Fall Convention held in Suffolk, VA in October. Shown above are Mark Frysztacki, George Weisner, Joe Calderone (Okay, so technically he's a member of the GSD), Ron Baile, MMR, Rick Spano, Mel Isreal, Linda Spano, Bob Clegg, Bob Price, Pete Mosiondz, PJ Mattson, MMR, Bruce Barrett, and Pete Suhmann.

Pictured separately at the right is Jim Cope.

Also attending but unavailable for the photo were Bill Howard, Jeff Hart, George C. Wiesner, Sr., and Fred Willis.




ONLINE COLOR EXTRAS



This page: Scott Pagliughi's Pennsylvania Railroad which includes the working interlocking panel above and the fully detailed roundhouse which has the roof off for easier viewing in the photo above right.

Next page: Four views of the Patcong Valley Model RR Club in Richland.



ONLINE COLOR EXTRAS



ONLINE COLOR EXTRAS



Four photos of Pete Suhmann's freelance LNE themed railroad.

Upper left: Pulling hoppers from the power plant.

Upper right : Local freight returning to Engle Yard.

Lower left: Pick up coal .

Lower right: Pulling an empty from Atlas Cement.

See all of these on the Saturday afternoon layout tour at the NJ Division meet on November 17.




ONLINE COLOR EXTRAS



On this page, three shots of Gus Foster's Pennsylvania Railroad

There will be eight, yes eight, railroads on the afternoon tour at the November 17 New Jersey Division meet in Millville. Most are close together, so you can probably see most if not all of them!





ACHIEVEMENT PROGRAM GOLDEN SPIKE AWARD APPLICATION FORM

PLEASE COMPLETE THIS APPLICATION FORM AND SEND TO YOUR REGIONAL OR DIVISIONAL AP CHAIR

Member's Name: _____ NMRA#: _____ EXP: _____

Address: _____ City: _____

State/Prov: _____ Country: _____ Postal Code: _____

Date Submitted: _____ Region: _____

The Golden Spike Award will be awarded to any NMRA member who has completed the Qualifications Checklist, obtained the necessary signatures and who does not hold MMR status. It will be administered by the regional and divisional AP Chairs. AP regulations and definitions apply for scratch building and super detailing. To qualify for the award the member must complete the following checklist, obtain the signature of the divisional AP Chair or another NMRA member designated by the divisional Chair. The divisional Chair will submit the signed form to the regional AP Chair who will issue the Golden Spike Award certificate.

QUALIFICATIONS CHECKLIST:

1. Rolling Stock (Motive Power & Cars):

Display six units of rolling stock either scratch built, craftsman kits or super-detailed commercial kits.

2. Model Railroad Setting (Structures & Scenery)

Construct a minimum of eight square feet of layout including scenery.
Construct five structures either scratch built, craftsman kits or super detailed commercial kits. If a module has less than five structures, additional structures separate from the scene may be presented.

3. Engineering (Civil & Electrical)

Three types of track required (e.g. turnout, crossing, crossover, etc.). All must be properly ballasted and installed on proper roadbed. Commercial track may be used.
All installed track must be properly wired so that two trains can be operated simultaneously (e.g. double track main, single track main with sidings, and block or command control).
Provide one additional electrical feature such as power operated turnouts, signaling, turnout indication, lighted buildings, etc.

Witness: _____ Print Name: _____ NMRA #: _____

Regional AP Chair: _____ Region: _____

ONLINE COLOR EXTRAS




Above left: The bridge over the Chenango River on Bob Clegg's Southern Tier Railroad.

Below left: Ralph DeBlasi has saved Bill Gruber's CTC panel and is in the process of installing it on his Railroad

Above: A pair of Alco C-628's drifts downgrade approaching Packerton Interlocking, and below: A meet at Penn Haven. Both on Ralph DeBlasi's Lehigh Valley themed railroad.



THE
GATEWAY MODEL
RAILROAD CLUB INC.



OPEN HOUSE


SATURDAY
DECEMBER 1st, 8th, & 15th
Noon till 8pm

FREE ADMISSION
Donations graciously accepted.
Children 12 and under must be accompanied by an adult.

100 Browning Rd and Railroad Ave
Brooklawn, NJ 08030
<http://www.gatewaymodelrr.org>

New railroad only hobby shop in South Jersey

YD



Yankee Dabbler - Track 33

(856) 312-8084 Fax (856) 933-3796
Frank, Mike & Vince – yankeedabbler@aol.com
101 W. Kings Hwy. Bellmawr, New Jersey 08031

Severna Park Model Railroad Club
Open House

December 8 & 9, 2012
12 Noon to 5:00 PM

in the B & A Train Station on the Bike Trail
3 Riggs Road,
Severna Park, MD

Admission Free, Donations welcomed
Contact: Sam Shepherd 410-647-6077
Or: Frank Winner 410-647-3335

Not enough railroading? go to <http://www.modelrailroadopenhouse.com/> for a listing of the Model Railroad Month open house listings for NJ, PA, and DE. (copy and paste the address in your browser.)