

Train Orders

Official Newsletter of the New Jersey Division,
Mid-Eastern Region, National Model Railroad Association



November 2020

Volume 31 Number 5

In The Virtual World For Our November Meet

By Bill Grosse

Our upcoming virtual meet is being hosted by the Philadelphia Division on Saturday, November 7, 2020.

As noted on their website, the location is;

Online Zoom Meet

Your Home

Internetville, PA 19000 (No Maps Needed)

Beginning at 9 am, with check in starting at 8:30am, using Zoom (no download needed).

The login information for the meet will be sent to all NJ Division Members, with current email information on file, via an email update when available, or you can visit - phillynmra.org - to find the login info.

We will be supplying a Clinician for this meet, and Philly Division will supply the other. See Assistant Superintendent John Gallagher's article for Clinic information. (Page 5)

New Jersey Division Elections

Our elections for the 2020 - 2022 Board of Directors positions are complete. The incumbents, Bill Grosse and Joe Zebrowski were re-elected, and Geert Marien has been elected into another term after a break from the Board. There was one write in vote for Bill Howard. The number of ballots returned is 20 percent.

New Jersey Division Officers Elected

Following the annual business meeting was the Election of Officers. The following were nominated and elected;

Bill Grosse - Superintendent

John V. Gallagher - Asst. Superintendent

Mike Prokop - Paymaster

Joe Zebrowski - Clerk

Fritz Plenefisch was re-elected to the Editor/Director position by the Board, following the New Jersey Division Bylaws.

Looking Ahead To January

We will host the Philly Division on January 9, 2021, at Grace Church in Merchantville or virtually as needed.



Our first Virtual Contest winner



Next Division Meet

Saturday November 7, 2020

9 a.m. to 12:00 noon

This will be a Virtual Meet

Contest:

This is a Virtual contest; Photos of "Something That Does Not Belong" on your layout.

Clinics:

Barry Rosier - Structure Drawing

Michael Grove - Model Railroad

Lighting using Dwarvin Products Fiber Optics

In This Issue

November Meet	1
Schedules	2
View From The Cab	3
Model Contest News.....	4
Clinics	5
Appearing on the Internet	6
Anniversary Gondola.....	7
Garden Railroad	9
What We Did During	
Corvid-19 Crisis	10
Golden Spike Appl. Form	13

Train Orders

Official Newsletter of the New Jersey Division
 N. J. Division, NMRA
 P.O. Box 276

Crosswicks, NJ 08515-0276
[www.https://njdivnmra.org](https://njdivnmra.org)

Train Orders is published 5 times per year for the NMRA members and friends of the New Jersey Division. Online newsletter is always available at NJ Division website. Mailed hardcopy newsletter is \$15.00 per year. The opinions expressed do not necessarily reflect those of the Division. Products and publications mentioned in Train Orders in no way constitute an endorsement by the Division.

Contributing to Train Orders

Train Orders welcomes contributions from the New Jersey Division membership. Letters, articles, photos and other items may be submitted to the editor, Fritz Plenefisch, at fplen3@verizon.net or to 327 Sharps Lane, Hamilton, NJ 08610-1334. Please include return postage if you would like materials returned.

Deadline for the next issue: December 6, 2020

Superintendent

Bill Grosse
njdiv.super@gmail.com
 609 532-3431

Clerk/Secretary

Joe Zebrowski
 609 268-9451
trackjack@comcast.net

Member Contact

Chairman
 Geert Marien
 732 757-1061
geert@mindspring.com

Director-Editor

Fritz Plenefisch
 609 585-7660
fplen3@verizon.net

Director-

Tom Neukirchen
 609 584-5184
t.neukirchen@aol.com

Asst. Superintendent and Director of Clinics

John Gallagher
Johnv.gallagher39@gmail.com
 856 228-2239

Paymaster/ Treasurer - Bookstore and Door Prizes

Mike Prokop
njwrr@aol.com
 609 586-9818

Director-Contest Chair

Jack Menaker
 732 908-6571
jackmenaker@yahoo.com

Division AP Chair

PJ Mattson, MMR
 856 467-0421
pjmattson@comcast.net

Visit us at <https://njdivnmra.org> and join us on
 Groups at <https://groups.io/g/NJDivNMRA>

Schedules

**Joint NJ Division/
 Philadelphia Div. Meet
 Joint November Meet
 Saturday November 7, 2020
 This will be a virtual meet**

**Next Board Meeting
 Tuesday December 22, 2020, 6 p.m.
 Host Jack Menaker
 Please let us know if you plan to attend
njdiv.super@gmail.com**

**NJ Division January Meet
 Saturday January 9, 2021
 Grace Episcopal Church
 7 East Maple Avenue
 Merchantville, NJ 08109**

ATTENTION PLEASE NOTE NEW JERSEY DIVISION ADDRESS CHANGE

The New Jersey Division has a new mailing address. The former Trenton PO Box is no longer in use.

The new address is:

**New Jersey Division NMRA
 P.O. Box 276
 Crosswicks, NJ 08515-0276**

NJ Division Area Hobby Shops

* **AAA Hobbies & Crafts**
 706 N. Whitehorse Pike,
 Magnolia, NJ 08049
 (856) 435-7645
www.AAAHobbiesandCrafts.com

* **Sattler's Hobby Shop**
 14 Haddon Ave.
 Westmont, NJ 08108
 (856) 854-7136

* **The Train Room Online Store**
www.thetrainroomNJ.com
 e-mail thetrainroomnj@msn.com

* **Yankee Dabbler - Track 33**
 101 W. Kings Hwy, Bellmawr, NJ 08031
yankeedabbler@aol.com

* **Offers discount to NMRA members.
 Must show Current Membership Card**

Membership Information

Any person who is a member of the NMRA and lives within the boundaries of the NJ Division as defined by the NMRA is also a member of the division. Non member guests are welcome to attend three of our meets, after which they will be asked to join the NMRA.

NJ Division Annual Activity Fee:
 \$10.00 (optional and includes 5 meets) or
 individual meets \$5 at the door.

First time guests, no charge!
 National Model Railroad Association
 P.O. Box 1328 Soddy Daisy TN 37384-1328
www.nmra.org

View From The Cab

By Bill Grosse, Superintendent

I hope everyone is staying well during these strange times. I hope you don't mind me using "strange times", "current situation", or some other non trendy term to reference the times we are going through. I can not stand to hear, and will not use, the "New Normal" descriptive of what we are living (except for this one time here).

Too many TV and radio news stations use this "NN" term. I cringe when I hear it.

I hope we can get back to 'Normal' in the not too distant future. I agree with doing it safely, as many of us are older or have health issues, but let's get there.

We, as an organized group need to get back to Live Meets and gatherings that include Layout Tours and Operating Sessions, plus our Train Shows and Conventions we like to attend.

I have heard from some, and seen pictures too, of model railroads that have had a lot of scenery, expansion, and tune up work done during these restricted times. I can't wait to see or operate on them in person again.

While this time continues, I will make sure the NJ Division stays active for our members. Please join us for our virtual meets and online model contests.

Even if just one or two members feel we have helped them through the stay at home era, by keeping them encouraged through our activities and friendships, we will have succeeded in our mission.

Garden RR Group Members Wanted

NJD Director Tom Neukirchen and Member Jim Shepard are looking for Garden Railroaders to start an active group in the central and southern area of NJ. Contact Tom for more information or to join them. Email - t.neukirchen@aol.com

Information Input Requested

Rick Melcher, Philly Div. Member & NJ Division Visitor has requested input from anyone reading this news letter. Rick is part of the Ann's Choice & Elsewhere model railroad club, they have a subcommittee trying to gather and document what would be considered a complete test and repair of engines, rolling stock, power supplies, other animated units associated with the layout / platform. There is a multi page preliminary document started by the AC&E that is available to see in the October 14, 2020 NJ Division email update or by contacting - rickam1@verizon.net - Rick is awaiting any and all input to help his group.

If You Get A Chance To Get Away, Safely, I recommend Doing It

I recently took a trip away from home for more than a week. My family and I went camping, 30 minutes south of Lancaster, PA. We got to see trains at Strasburg, enjoyed the Amish Country food and back roads past

farms, went outlet shopping and met new people. Getting 2 hours away from home, seeing Trains, and eating good Amish food, what a needed boost to the family spirit. We plan to do it again before winter hits, masks and sanitizer ready to go, for more trains and whatever.

A reminder that our Post Office Book Address Has Changed from Trenton to Crosswicks.



North East Regional Convention NERx Virtual Convention December 1 thru 4, 2020

The Convention Guide will have Clinic Schedules, Virtual Layout Tour Information, a Banquet (of Recipies), Contest, and more.

The Virtual convention is free to all, and will follow some of the designs set up by the NMRA for NMRA X.

Model Contest News

By Jack Menaker, Model Contest Chairman

Well, thanks to the imagination of our Train Order Editor, Fritz Plenefisch, we now have another venue in which to show off our talents to all of the members.

The contest has always had the limitation of bringing the item in to a Meet to be evaluated and voted upon. Now, we are also conducting a virtual contest to showcase items on our layout that are either too big or permanently attached to the layout.

In September, the topic of the virtual contest was Overpasses & Underpasses. There were five entries submitted in time to allow voting and one that was submitted too late.

The virtual contest topic for November 2020 is **"SOMETHING THAT DOES NOT BELONG"** Model Railroaders are a group of people that usually have a humorous bent to them (among other things).

OK, what does not belong?

A Polar Bear on a Midwest themed layout!
 An Alien spacecraft in the middle of your layout!

A Brontosaurus used as a crane to lift loads!

The Next Virtual Contest

Mines, Steel Mills, Refrigerated Warehouses, Refineries, Automobile Manufacturing Plants, Ore Processing, Brewery. What comes to mind? **LARGE BUILDINGS**. Buildings that cannot be brought to a meet for evaluation in a contest.


Get your pictures ready for the January 2021 Virtual Meet.




Mike Sabia – The Winner



Dave Albertson



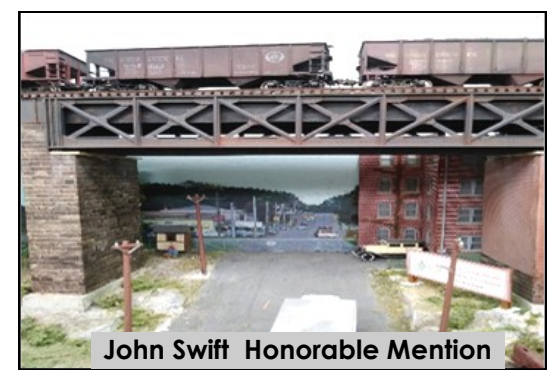
Bill Howard



Mike Prokop



Joe Zebrowski



John Swift Honorable Mention

Clinics for the November Meet

By John V. Gallagher, Director of Clinics

I hope you and your family are well, I am fine staying at home, away from any exposure to the COVID-19 virus. Using this time to do model railroading as well as activities around the house, keeping my wife and me safe.

The pandemic also affected the NJ Division. In May and September, we participated in virtual meetings and I hope you had the opportunity to participate through your home computer or tablet. In both meetings, I presented a clinic to experience the process of presentation virtually. I learned much that gives me the ability to assist Division clinic presenters in this method of communication with members. Presenting a clinic is not much different than doing it in front of an actual audience. Below are suggestions for a successful presentation.

- ◆ You speak through your computer microphone to the members. If your computer has a camera, they will see your face during this part of your communication.
- ◆ Use PowerPoint technology to send slides of information to include text and visuals – photos, drawings or diagrams, or other visuals [such as video clips, etc.] while you narrate information verbally. Control the PowerPoint slides just as you would in a “live” presentation. The members see the slides rather than your face.
- ◆ There are opportunities for members to ask questions and make comments that will be heard by all participating in the presentation, and for you to respond, including adding

further information [I recommend this at the end of the formal presentation]. You will see their faces on the screen and the audience will see yours as you respond.

- ◆ I found that once the presentation began and I started working through the slides, I forgot that I couldn’t see the audience although I was aware that others were viewing and listening to my message. A number of members responded to my requests during our pre-pandemic meets to volunteer as a presenter at one of our Division meets. Thank you for signing up!

I am contacting some of these volunteers for a commitment to present virtually at a future meet. We will host a joint virtual meet on January 9, 2021. I expect we will not be meeting in person until a year from now when we all receive an inoculation for the virus. This means the March 2021 meet and other joint meets [May 2021 with Garden State Division] will need virtual clinicians. **Volunteers are needed for my list.** Some on the list have topics not appropriate for virtual presentation or do not have the technology at home. **Please** send me an email or call me to discuss this. **Important:** You and I will practice your clinic before the scheduled meet at a mutually convenient time and date. I have an account with our presentation software freeconferencecall.com so you can present your clinic to me and become familiar with the process along with the controls used in your presentation. When you do the actual clinic at

the meet, our Superintendent, Bill Grosse, will be in control and available for any assistance you need during the clinic. You will have our full support.

Thank you for your support. Contact me by email at: johnv.gallagher39@gmail.com or by phone at 1-856-261-2668 [cell] or 1-856-228-2239 [house].

Clinics scheduled for the November 7, 2020
 Joint Meet with the Philadelphia Division
Structure Drawing

The New Jersey Division clinician is Barry Rosier. He is a member of the Model Railroading University and a Model Railroading Team Live Member. He will show techniques to take and use photographs to create scale drawings of a structure to model. First, how do you capture the photos of the structure using a camera? Next, how do you gather the dimensions without using a tape measure and note taking from these photos? You can generate scale drawings for structure construction from this information.

**Model Railroad Lighting using
 Dwarvin Products Fiber Optics**

The Philadelphia Division clinician is Michael Grove. His company, Dwarvin Products, produces a railroad crossing with detector, bell and lights that he will describe and demonstrate. They use fiber optics to light structures, street lights, and other modeling applications without wiring. Dwarvin’s product line includes N, HO and O scale lighting products to animate your layout.



APPEARING ON AN INTERNET NEAR YOU

By Mike Prokop



Marge Prokop Photo

Look's like Mike is at it again. Time-warping with YouTube, probably procrastinating on his chores and enjoying a favorite.

In the department of avoiding the plague and trying not to annoy anyone over the last umpteen months of quarantine and isolation, and besides physically working on model railroad projects, I've been busy in the virtual world. To put it more simply, watching lots of YouTube! I have my favorites that I have subscribing to for who knows how long, but I've also discovered many new sites. Also, I am grateful to have been directed to some really cool sites by my fellow model railroad friends.

Warning-watching YouTube can be very hazardous to your well-being! Time-warps regularly occur while watching. You are transported hours into the future, leaving you wondering what kind of an excuse you'll be making to the boss for not doing those pesky household chores you were supposed to

accomplish! That said, just chalk it up to personal enlightenment and higher education. Just promise her you'll fix the toilet tomorrow, hopefully!

I'd like to list just a few of the YouTube sites I've been following lately as it refers to railroading both model and prototype. If you haven't already tuned into any of these sites, you might find something interesting or inspiring, (you know...enhance your personal enlightenment and higher education), and even be motivated to build a model or try a new technique. It might be possible to learn a new skill or buy a neat tool to help improve your modeling. Or you can just sit back, relax with a beverage, and watch the real trains roll by! One of the most satisfying aspects of time-traveling on YouTube is discovering something new, exciting and motivating, or at least just have fun chilling for a change!

Here are a few of my favorites on YouTube. Search on the names and you should have no problem finding them. On the other hand, I'd like to know some of your favorite model railroad and/or prototype sites. Feel free to email me at njwrr@aol.com and share them with me. I'll check them out because that's how I learn and find neat new stuff to try. I just don't think up all the great things I do on my own. You know we're all in this together, I'm pulling for ya!

Prototype:

Jaw Tooth- based in Ohio. Posts lots of train videos with good narration. Watch a few, you'll be hooked!

Retired Railfan- lots of videos on the Long Island RR but does many other RRs in NJ, PA and NY. Great narration with lots of details on all the places he videos.

Distant Signal-based in Florida. Excellent quality in both content, narration and subject matter.

AND CHECK OUT ONE OF MY FAVORITE FAVORITES,

11foot8.com. The railroad bridge that scalps red light running speeding trucks!

Model Railroad:

Markin of Sweden-fantastic modeler that will show you tons of great modeling tips and techniques. Makes time-warp!

NMRA.ORG-been watching lately. Has all the virtual convention clinics from around the world that we all missed from not having an in-person national convention this year. NMRA-X. They are free for anyone on YouTube.

Adam Savage's Tested-not a model railroad site. Adam Savage from the TV show Myth busters, is an excellent model builder and demonstrates methods and techniques that we as model railroaders can definitely use. He also has every tool in his shop to make any model imaginable. To start search for and watch: "Adam Savages one day builds, Scratch-Built Spaceship." It's all about building with styrene.



50th Anniversary Gondola Cars

by Mike Prokop


So, just a quick review about the cars. They are \$35 each, or a set of two for \$65. Car numbers are 1968 and 2018, which are the years that the New Jersey Division was founded and the year we celebrated our 50th anniversary. The gondola is from Tangent Models and is a superb model of a 70 Ton 52'6" Riveted Drop End Gondola. The placement of the brake wheel on the side is an identifying feature of a drop end Gondola.

They're ready to run out of the box and come with Kadee couplers.

We acquired 216 units with equal amounts of the two car numbers. Between pre-orders and sales, almost half are sold out so don't wait too long to get yours. See me at the division bookstore during the meet to buy some cars. Cash or your check will consummate the deal and you'll be hauling stuff around your layout in no time!

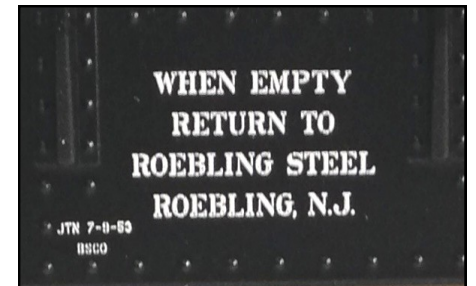
These are not only excellent looking and beautifully running cars, but, for a car obviously not decorated for a prototypical railroad, they do have the look of an authentic gondola that you might see in any train consist from the 1930's to the 1980's.

To order by mail see the Order Sheet on page 8. USPS Priority Mail postage is: \$9 for one car and \$10.75 for two cars.



The Reporting Marks "NJDX" for this car identify the owner as the New Jersey Division and the "X" designates a Private or Non-railroad owner.

This Stencil indicates the Gondola is in Assigned Service to Roebing Steel. It must be returned to Roebing after its load has been delivered.



New Jersey Division 50th Anniversary Gondola

**Tangent Scale Models Bethlehem 70 Ton
Riveted Drop-End Gondola in HO Scale
The cars are In Stock and Ready to Run
They have been produced with two numbers
to Commemorate our 50th anniversary
1968 & 2018**

**The car body is black with white lettering
and data conforming to the 1950s**

**The cost is \$35.00 for one car or
a set of both numbers for \$65.00**

**A check made payable to the NJ Division
must be included with your order**

Name_____

Address_____

City, State and Zip code_____

Telephone_____ Email_____

See Tangent website for more info support@tangentscalemodels.com

Return this form to N.J. Division NMRA, PO Box 276, Crosswicks, NJ 08515-0276

A Garden Railroad from Concept to almost Completion

By Tom Neukirchen

The plan was hatched when the former pond in the back yard was filled in, it was suggested that a Garden Railroad occupy the space and the area around a Cherry tree which drained most of the moisture from the plants under it. The existing garden around the tree was the basis for the track plan. The diameter of the curves was set at a minimum of 5 ft, so that some of the smaller steam engines with tenders and RS3 Diesel size engines would have minimal discomfort going around them.

The potential track plans were put on graph paper and distances measured from the trunk of the tree in the center garden. Track was obtained and radiuses were tested in April, 2020 after the second knee surgery of February, 2020. The layout design was with the intent of having multiple trains operating at the same time with passing tracks and sidings for storage of cars and passenger

stations for the residents of the localities. There is a double reversing track set up utilizing the crossover in the middle.

A decision was made to raise the track bed above a large tree root and level the track using pavers and other products as a base.

The buildings to be included are a large station with a news stand and freight service, inspection car storage spur, freight terminal and two sidings for access to the ranch area where there is a farm house, silo, barn and wind mill. The steam engines are serviced with a coal dump and water tower. There is going to be a R & R house, guest room for the workers as well. One of the wiring boxes will be covered with a lighted control tower facility, the larger wiring distribution box will be covered with the main train station.

The turnouts are electronically controlled from a centralized control board with access to night

lights for evening operations. There could be multiple operators, some using remote NCE controllers and others using tethered controllers from either the control box or from a patio area by the farm. The wiring from the control box to the layout is underground thru a large PVC pipe and terminating at junction boxes for distribution to their ultimate control points. All was tested using voltmeters and live power tests. The track can be powered with a DC transformer or the DCC system, using a switch if the operator only has a DC engine.

The areas of the garden were raised and planted with dwarf shrubs and plants for visual effects, surrounding the wood and Piko plastic structures simulating a country setting. The wood structures were hand made out of Cedar planks. All are lighted as well.


The status today is test runs and final building wiring dependent on good weather.



Track roadbed using cement products and stone slabs with the wiring conduit exposed and the finalized track plan



The simulated layout of some of buildings and structures



The Control Board



What I did during covid-19 lockdown and stay at home crisis
Update on My Delaware and Allegheny Railroad—By Joe Zebrowski

This is an update on Construction of my Delaware & Allegheny Railroad, DuBois Subdivision,


The town of Clearfield, PA, is the largest town on the layout and the first to be completed. Construction advanced eastward from there, passing the East Clearfield Mine and a ridge and rock cut, to Woodland. That was finally finished in summer 2020 and scenery continued east to the tunnel shown in photo 9. Construction is underway east of there, with the next targets to be Wallaceton and Philipsburg, on the upper level. I hope to complete the mainline by December 31, 2020, then go back and finish the scenery.

I hope to start hosting OP sessions in 2021, the pandemic permitting.

There are many more “milestones” which I intend to document as they are completed. Construction continues eastward as of October 2020. Stay tuned.



The five track lower staging loop in the back room was completed June 7, 2013



Field Interlocking in Clearfield is ballasted and finished January 11, 2018



April 23, 2015
The helix to the upper level has been finished



February 4, 2017
The completed Clearfield Engine Terminal



March 26, 2018
The Clearfield Industrial area is nearly complete



June 28, 2018
The East Clearfield Mine and the mountain behind it are finished



July 25, 2020
The Village of Woodland is complete



August 12, 2020
Scenery above the tunnel east of Woodland has been completed

Building a Switching Branch and a Timesaver Puzzle Ed Sproles




I was inspired to built this switching layout by the classic "Timesaver Puzzle



This view shows a new switching area on my layout called the Pemigewasset Branch. A train services it each Operating Session





ACHIEVEMENT PROGRAM GOLDEN SPIKE AWARD APPLICATION FORM

PLEASE COMPLETE THIS APPLICATION FORM AND SEND TO YOUR REGIONAL OR DIVISIONAL AP CHAIR

Member's Name _____ NMRA#: _____ EXP: _____

Address: _____ City: _____

State/Prov: _____ Country: _____ Postal Code: _____

Date Submitted: _____ Region: _____

The Golden Spike Award will be awarded to any NMRA member who has completed the Qualifications Checklist, obtained the necessary signatures and who does not hold MMR status. It will be administered by the regional and divisional AP Chairs. AP regulations and definitions apply for scratchbuilding and superdetailing. To qualify for the award the member must complete the following checklist, obtain the signature of the divisional AP Chair or another NMRA member designated by the divisional Chair. The divisional Chair will submit the signed form to the regional AP Chair who will issue the Golden Spike Award certificate.

QUALIFICATIONS CHECKLIST:

1. Rolling Stock (Motive Power & Cars):

Display six units of rolling stock either scratchbuilt, craftsman kits or super-detailed commercial kits.

2. Model Railroad Setting (Structures & Scenery)

- Construct a minimum of eight square feet of layout including scenery.
- Construct five structures either scratchbuilt, craftsman kits or superdetailed commercial kits. If a module has less than five structures, additional structures separate from the scene may be presented.

3. Engineering (Civil & Electrical)

- Three types of trackage required (e.g. turnout, crossing, crossover, etc.). All must be properly ballasted and installed on proper roadbed. Commercial trackage may be used.
- All installed trackage must be properly wired so that two trains can be operated simultaneously (e.g. double track main, single track main with sidings, and block or command control).
- Provide one additional electrical feature such as power operated turnouts, signaling, turnout indication, lighted buildings, etc.

Witness: _____ Name: _____ NMRA #: _____

Regional AP Chair: _____ Region: _____