

# Train Orders

Official Newsletter of the New Jersey Division,  
Mid-Eastern Region, National Model Railroad Association



November 2023

Volume 34 Number 1

## The November Joint Meet with the Philadelphia Division Will Be In Delaware John V. Gallagher, Superintendent

One of the positive features of being located near other NMRA divisions includes the opportunity to schedule joint meets with them. In May we met with the Garden State Division and visited several layouts built by their members.

In November, we're traveling to Delaware where members of the Philadelphia Division are having their Meet, several layouts will be open for our enjoyment and to learn from their modeling skills. The Philadelphia Division also includes the entire state of Delaware.

The meet location is Brandywine Town Center, 4050 Brandywine Parkway, Wilmington, DE 19803 The building is separate from the shopping center of the same name and is located in the parking lot apart from the stores, it is a standalone facility.

The morning session will include two clinics plus other events of our host division. It is worth the trip to the Wilmington area. See you there and suggest you wear your NJ Division name tag.

As the NJ Division is planning for its 2025 MER Convention a page for this event is being added to the Train Orders with this issue, see page 6 . It will continue until the conclusion of the convention. All Submissions by chapter members to this page will be reviewed and acknowledged if they wish on a contributors list of people who aided in this event.



Septembers Favorite Model Display  
was Ron Baile's Pennsylvania Railroad  
N6b Caboose

**Next Division Meet**  
Saturday Nov 11 2023  
9 a.m. to 12:00 noon  
Brandywine Town Center  
4050 Brandywine Parkway  
Wilmington, DE 19803

**Clinics:**  
**David Albertson**  
Outdoor Railroads; Rolling Stock  
and Live Steam-Lessons  
Learned.  
**Joe Walters**  
Scratch building a Sanding Tower.

### In This Issue

November Meet .....	1
NJD Information Page .....	2
View From The Cab .....	3
Model Display News .....	4
2025 Convention Updates .....	5
Clinics .....	6
50th Anniversary Gondola .....	7
Improvement to Your MR .....	8
Altoona Convention Report .....	9
East Broad Top Bus Trip .....	10
Bob Liberman Car Award .....	11
Golden Spike Appl. Form .....	12

### Train Orders

Official Newsletter of the New Jersey Division. NMRA  
P.O. Box 276

Crosswicks, NJ 08515-0276  
<https://njdivnmra.org>

Train Orders is published 5 times per year for the NMRA members and friends of the New Jersey Division. Online newsletter is always available at NJ Division website.

Mailed hardcopy newsletter is \$15.00 per year.

The opinions expressed do not necessarily reflect those of the Division. Products and publications mentioned in Train Orders in no way constitute an endorsement by the Division.

Train Orders welcomes contributions from the New Jersey Division membership. Letters, articles, photos and other items may be submitted to the editor, Fritz Plenefisch, at [fplen3@verizon.net](mailto:fplen3@verizon.net) or to 327 Sharps Lane, Hamilton, NJ 08610-1334. Please include return postage if you would like materials returned.

Cutoff Date for submittal to the next issue: December #,2023  
Items received after this date may appear in the next issue.

**Superintendent and Director of Clinics**  
John Gallagher  
[njdiv.super@gmail.com](mailto:njdiv.super@gmail.com)  
856 228-2239

**Clerk/Secretary**  
Joe Zebrowski  
609 268-9451  
[trackjack@comcast.net](mailto:trackjack@comcast.net)

**Director- Membership**  
Geert Marien  
732 757-1061  
[geert@mindspring.com](mailto:geert@mindspring.com)

**Director-Editor**  
Fritz Plenefisch  
609 585-7660  
[fplen3@verizon.net](mailto:fplen3@verizon.net)

**Paymaster/Treasurer**  
Tom Neukirchen  
609 584-5184  
[t.neukirchen@aol.com](mailto:t.neukirchen@aol.com)

**Assistant Superintendent, Bookstore and Door Prizes**  
Mike Prokop  
[njwrr@aol.com](mailto:njwrr@aol.com)  
609 610-2687

**Director-Contest Chair**  
Jack Menaker  
732 908-6571  
[jackmenaker@yahoo.com](mailto:jackmenaker@yahoo.com)

**Director**  
Thom Radice  
732-713-5649  
[thomradice@gmail.com](mailto:thomradice@gmail.com)

**Division AP Chair**  
Glyn Thomas, MMR  
856 467-0421  
[glynthomas42@gmail.com](mailto:glynthomas42@gmail.com)

Visit us at <https://njdivnmra.org> and join us on  
Groups at <https://groups.io/g/NJDivNMRA>

### NJD Information Page

**November Joint Division Meet**  
Saturday, November 11, 2023  
Brandywine Town Center  
4050 Brandywine Parkway  
Wilmington, DE 19803

**Next Board Meeting**  
Host - Joe Zebrowski  
December 14, 2023, 12 Noon at  
Shamong Diner, Rt 206 in Shamong  
Please let us know if you plan to attend  
[njdiv.super@gmail.com](mailto:njdiv.super@gmail.com)

**January Division Meet**  
Saturday, January #, 2023  
Date and Location to be determined

**Next Board Meeting**  
Host - Mike Prokop  
February 2024, TBD  
Please let us know if you plan to attend  
[njdiv.super@gmail.com](mailto:njdiv.super@gmail.com)

**Next Board Meeting**  
Host - Thom Radice  
April, 2024, TBD  
Please let us know if you plan to attend  
[njdiv.super@gmail.com](mailto:njdiv.super@gmail.com)

### NJ Division Area Hobby Shops

\* **AAA Hobbies & Crafts**  
706 N. Whitehorse Pike,  
Magnolia, NJ 08049  
(856) 435-7645  
[www.AAAHobbiesandCrafts.com](http://www.AAAHobbiesandCrafts.com)

\* **Sattler's Hobby Shop**  
14 Haddon Ave.  
Westmont, NJ 08108  
(856) 854-7136

\* **The Train Room Online Store**  
[www.thetrainroomNJ.com](http://www.thetrainroomNJ.com)  
e-mail [thetrainroomnj@msn.com](mailto:thetrainroomnj@msn.com)

\* **Yankee Dabbler - Track 33**  
101 W. Kings Hwy, Bellmawr, NJ  
08031

\* **Offers discount to NMRA members. Must show Current Membership Card**

### Membership Information

Any person who is a member of the NMRA and lives within the boundaries of the NJ Division as defined by the NMRA is also a member of the division. Non member guests are welcome to attend three of our meets, after which they will be asked to join the NMRA.

**NJ Division Annual Activity Fee:**  
\$10.00 (optional and includes 5 meets) or individual meets \$5 at the door.

**First time guests, no charge!**  
**National Model Railroad Association P.O. Box 1328**  
**Soddy Daisy TN 37384-1328**

## View From the Cab

### John V. Gallagher, Superintendent

#### The MER 2023 Convention

I am writing this before leaving for the Altoona Convention. I will leave Thursday Oct. 19th. I will be writing an article prior to the Train Orders publication. For those who have never attended a regional or national, NMRA convention, I recommend it. There are clinics, operation sessions, field trips to railroad related sites, sometimes-railroad rides, layout tours, and meeting modelers from other divisions and nations. You will meet other modelers who will share stories with you about the hobby, and you will share yours. I learned so much at each convention and returned to my layout with renewed enthusiasm. One of the best motivators is renewing the meetings with those I met before. Finally, I enjoy sharing the convention with the members of our division who also attend. I get to know them better and learn of their talents. Consider attending one. Let us know your intentions.

#### The Election

There were 53 ballots cast in the election this summer. There were no challengers, therefore the slate was elected.

Our NJD rosters list 200 members. If you didn't vote, please let me know why. Was online technology inconvenient, or a problem with the mailed paper ballots. Are there other reasons? Please let me know your views.

#### Help Wanted!

Board members do a lot of things to make the division work. This is your division. Please consider stepping up to help. At meets, members help when unloading our vehicles, setting up chairs, moving furniture, and other actions. Thank you for all you do. However, there are some other jobs that need to be done before or after meets, too. Here are some: Can you help us by stepping forward?

- Canteen Leader – providing coffee and donuts for attendees. No cost to you.
- Division Photographer – could be a team of volunteers so each meet is covered.
- Meet Technology Team – to do setup and takedown of the division technology to include the computer, projector, screen, and sound system. Training is available.,
- Attendance Workers – to assist at meet sign-in and pass out door prize tickets, etc.
- Clinic presenters – see my comments in the clinics article
- Layout Owners – to open their layouts for member tours after meets
- Train Orders Articles – Authors our TO editor seeks photos, modeling hints, questions for modeling problems you have so we can recruit someone to write a possible solution – submittals can be a full article or a “filler” that is short and to the point

***Volunteer AP Credits can be accumulated  
as your service to the division.***

**The AP Program.**

I thank Glyn Thomas, MMR, for accepting the position of AP Chairperson for the New Jersey Division. Glyn took over and organized a workshop on training judges to recharge the program. We now have trained and in-training judges throughout the division who are available to visit your home to judge models, scenery, and the initial **Golden Spike Certificate**. I was once one who said, “I don't want to be an MMR and do all of that work!” Many will claim that they are not good enough to earn a merit award or don't have the time to earn a Volunteer Certificate, or other reasons. That is fine. But, almost all can earn the Golden Spike. Give it a try. The framed certificate will look nice on your layout room wall. We will be initiating judging during our meets. Framed merit awards look good on the wall too. Celebrate your accomplishments!

**Recruiting New Members.** Do you have fellow model railroaders or men or women who express an interest in the hobby? Bring them to a meet. They can come three times to decide whether they are interested. We can then bring them in through the 9-month Rail Pass. But, we can't stop there. We must continue to welcome them and include them, so they become an invested member of the division. Director Geert Marien can help you and the recruit in the process. All members should welcome visitors and Rail Pass members.





# Model Display News

By Jack Menaker, Model Display Chairman

At our Meet in Forked River, we had good participation for the Meet Display Table. There were nine entries in the topic of favorite Caboose.

The entry with the most votes for favorite was Ron Baile's Pennsylvania Railroad N6b Caboose




For the display in January we would like to see a picture.

Show us a unique or odd item on your layout. The picture must be 8 1/2" x 11" preferably in color.

**NO PICTURE FRAMES PLEASE!**

You can enter up to two pictures.

Some ideas for the future are,

- ◆ A Flat car with a heavy load
- ◆ A Passenger Car (coach, diner, sleeper, observation) with internal detail
- ◆ A box car with open doors showing some type of a load.
- ◆ A picture of a building interior 





## 2025 MER Regional Convention Updates By The Convention Committee

### Hotel Update

To date, we've contacted six hotels that appear to have the facilities needed for our convention. We provided each of them with a formal Request for Proposal, specifying exactly what will be required in the way of clinic rooms, contest room, space for the regional executive meeting, space for module setups, and a banquet space. Four hotels have responded, one of which was far above the region's budget to be considered. The other three are located in Cherry Hill, Mt. Laurel and Princeton. Princeton is just outside the limits of the New Jersey Division but is an allowable location. Dialogues are in progress with the three, in an attempt to arrive at a winner. We are still trying to get a proposal from the hotel in Mt. Laurel, the one where our 2015 convention was successfully held. No decision on a hotel has been made at this time.

### Field Trips

We are requesting ideas for potential field trips, that are within reach for a reasonable day round trip. Field trips are an integral part of a NMRA regional or national convention. We need help to organize and operate at least two. So, please contact any board member, by any means, with your ideas. We need people to help arrange field trips and the attendant transportation. It is NOT too early to start planning these events. The entities we visit also need adequate

advance notice to prepare for our group.

### Clinics


Needed are volunteers to present clinics at the convention. We will need to present at least 15-20 clinics and need volunteers to serve as clinicians. Yes, the convention is still two years away, but there is a lot of planning and scheduling to be done, so we are asking for members to step forward now. Contact any board member.

### Volunteers

To pull off a successful convention, we will need a number of members to step up and volunteer as monitors and helpers during the convention, for various duties including the registration desk, answering inquiries, helping to set up the contest room and act as monitors there, helping to set up and monitor the module displays, and other miscellaneous tasks. Assignments will be on a "shift" basis of four hours per day for the three days. You can contact any board member. Please participate!

As a reminder, volunteering in any capacity, all hours spent in any capacity are eligible for use toward your AP Volunteer Certificate

**THE NJD BOARD NEEDS YOUR HELP  
 IN ORDER TO PROVIDE THE  
 MID-EASTERN REGION WITH A  
 SUCCESSFUL CONVENTION IN 2025.**



## Clinics Join Meet

### John V. Gallagher, Director of Clinics

#### Future Clinic Volunteers

A joint meet like this has advantages for me, I need to recruit only one clinician. For the members, they get to attend a clinic by a member from outside of the division. Diversity counts.

The name and title of our NJD member clinician is David Albertson, who has presented several informative clinics. Until a recent layout tour open house, I didn't know that he also models in large gauge live steam! He has a layout in his back yard. His clinic is: Outdoor Railroads: Rolling Stock and Live Steam – Lessons Learned. Dave will discuss his experiences with his large-scale railroad and the lessons learned, should you want to explore this aspect of model railroading.

The Philadelphia clinician is Joe Walters MMR. Joe will discuss how he scratch built the sand tower. The prototype is located on the Canadian National Railroad, at the North Fond Du Lac Yard in Wisconsin. The uniqueness of this tower is that the railroad repurposed a fifty ton, two bay hopper car. Joe used styrene and polystyrene to fabricate the model. The model also uses a center cab locomotive which receives sand from the tower. The scene also includes a mechanical department block truck that works on diesel locomotives.

I thank the members at the September meet who responded to my plea for clinic presenters. I can now build programs for future meets and the topics proposed are interesting. I also got some volunteers for the Works in Progress meet scheduled for March 2024. There are still vacancies to be filled so give it some thought. Sometimes, a clinic takes some time to develop and prepare. It may involve current modeling that you need to complete before assembling. Be sure to take plenty of photographs during the process so they can enhance your clinic. If you do at the workbench, be sure it is clear of distractions in the background such as scrap materials, tools not involved, and other assorted stuff and junk not relevant to the modeling process. Either clean it up or set up a place with a white sheet or towel on a chair where you can place the model showing a process or progress. Include relevant tools. If you don't have a good camera, use your phone camera. Get in close so you have a large, focused image. Take several and check them out on your screen in order to select the best ones. Glyn Thomas, MMR, gave us lots of techniques in his clinic last fall.

I am always available to assist you so please call or email me. If I do not answer the phone, please leave a message, your number and your name and I will call back. Thanks



David Albertson photo

#### One of David Albertson's Live Steam Locomotives



Joe Walters photo

#### Joe Walters' Sanding Facility






# 50th Anniversary Gondola

A review of the cars. They are \$35 each, or a set of two for \$65. Car numbers are 1968 and 2018, which was the year that the New Jersey Division was founded and the year we celebrated our 50th anniversary. The model is from Tangent Models and is a superb model of a 52'6" Riveted Drop End Gondola with 70 ton trucks. The placement of the brake wheel on the side is an identifying feature of a drop end Gondola. They're ready to run and come with Kadee couplers.

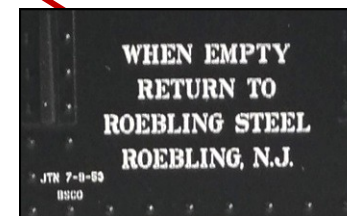
We acquired equal amounts of the two car numbers. Cash or check will consummate the deal and you'll be hauling stuff around your layout in no time!

These are excellent looking and beautifully running cars, but, a car not decorated for a prototypical railroad, they do have the look of a gondola that you might see in any train consist from the 1930's to the 1980's.

To order cars Contact Mike Prokop at njwrr@aol.com or by mail use the Order Sheet. USPS Priority Mail postage is: \$9 for one car and \$10.75 for two cars.



The Reporting Marks "NJDX" for this car identify the owner as the New Jersey Division and the "X" designates a Private or Non-railroad



This Stencil indicates the Gondola is in Assigned Service to Roebing Steel. It must be returned to Roebing after its load has been

The car body is black with white lettering and data conforming to the 1950s

The cost is \$35.00 for one car or a set of both numbers for \$65.00

A check made payable to the NJ Division must be included with your order.

must be included with your order

Name \_\_\_\_\_

Address \_\_\_\_\_

City \_\_\_\_\_ State \_\_\_\_\_ Zip Code \_\_\_\_\_

Telephone \_\_\_\_\_

See Tangent website for more information  
support @tangentscalemodels.com  
Return this form to NJ Division NMRA;  
PO Box 276, Crosswicks, NJ 08515-0276

## One Possible Improvement to Your Model Railroad

### By Ron Baile MMR

So your railroad is moribund. If you don't know what that means let me put it in New Jersey talk: It's broke! So at least clean the track so maybe you can get a train running. The problem that I have is that I designed this thing when I was in my forties. On my next birthday I'll be 76. I have lost all my flexibility. The brain surgery didn't help either.


If you are building a railroad consider how long you think you might keep it. Don't plan for any duck-unders or a lot of hidden track. I have 12 feet of hidden track in one place and several other feet in other (hard to reach) places. It sure is difficult to clean that track.

I am almost to the point of what the prototype railroads do. When they can they open up their tunnels.

Generally when building a model railroad you don't want to see the train pass the same place twice. However, is it worth your health to sacrifice this little item? It's up to you but believe me, as the years roll on I find myself thinking layout design much more closely.

My friend the late Paul Sweeney was confined to an electric wheelchair. From that device he managed to build a three level Lionel layout! I thought it may have been a little much but the thing ran. Also, it ran on DCC! I helped him with a little scenery and

another fellow helped with some track work but Paul built most of it. My point here is that having been in the electrician's union he was familiar with what was out there. He wired his railroad from the front aisle.

A traditional modeler might tell you that you can't do that. Well, they make a nice plastic molding with a hinged top to carry the wiring. I think it had adhesive on the back. If not a few screws will hold it. Run your wires through it and drill right through the back and the layout fascia. There was a lot less crawling under the layout with this system. 

---

## Horse Shoe Curve Photos by John Gallagher



Lead Units



Mid Train Power



Brake Assist Power

A Downhill Coal Train with locomotives Front, center with the end units are providing additional braking effort.



## Report from the Altoona 2023 Mid-Eastern Convention

### John V. Gallagher, Superintendent

The Susquehanna Division of the Mid-Eastern Region sponsored this year's convention in Altoona, Pennsylvania. From October 19 through the 22nd, members chose many clinics on a wide variety of model railroad topics. Some well-known model railroaders presented clinics such as Lance Mindheim, the well-known custom layout builder. His clinic on the art of layout design and construction showed us that muted colors more closely represent the real world. His other clinic on layout design addressed the approach that layouts can be operationally interesting while being point to point. He also addressed the mistakes made such as decks being too close to each other, layout tables being too wide so reach to uncouple or rerail cars is too far, and other challenges.

Members of our division presented clinics for the conventioners. Mike Prokop presented his famous clinic on coal loads. His second clinic about his module of the Camden waterfront railroad facilities received very positive feedback. Tom Neukirchen told his audience about the lessons learned in building a garden railroad. I presented a clinic about the economics of railroading and how it relates to layout design and operations. Attendees created fictitious railroad customers, studied the processes of the business, and created lists of inputs and outputs. From those lists, the members created waybills [car cards]. They learned that not all inputs and outputs of a

rail served business use carload freight cars..

NMRA President Gordy Robinson attended the convention meeting with the MER superintendents to discuss challenges the NMRA faces in updating computer systems. Membership maintenance is also a priority. Gordy mixed with convention attendees and was easy to approach. He frequently met members in the halls discussing their views and concerns.


Mike Prokop and spouse Marge went to the East Broad Top narrow-gauge railroad for a convention sponsored field trip. See his article on page 8. Many visited Horseshoe Curve, now Norfolk Southern territory. I went on Sunday and wasn't disappointed. Watching heavy freights up-close straining uphill or downhill on the brakes feeds my soul. See the photos on Page 8.

A convention is not complete without a banquet. The NJ Division gathered around a table to enjoy camaraderie and a tasty meal. The speaker went too long, and the PA system was awful. The MER celebrated the accomplishments of the contest room, some new MMR's, and our sponsored Liberman Award, described elsewhere. I returned tired but refreshed in our hobby from the many fellow model railroaders I met. I encourage all to plan attending a future MER convention.

Also attending Joe Zebrowski, Rick Stoneking, Bill Howard and John Gallagher, the photographer.



**Mike and Marge Prokop**



**Tom Neukirchen and Joe Weisbrod**



**Bob Hans and friend**



# East Broad Top Bus Trip, MER Altoona Convention

## By Mike Prokop

Myself and my wife, Marge, rode the bus trip on Friday of the fall MER Altoona convention to the three foot gauge East Broad Top RR (EBT). It was an enjoyable day which included a visit to the Rockhill Trolley Museum adjacent to the EBT. We rode on a couple of the museum's beautifully restored trolleys and toured their shop buildings with our own tour guide assigned to our group.



**A delightful trolley ride to the end of the line in these vintage and beautifully restored cars from the Rockhill Trolley Museum. They're all set for the return trip and Marge is encouraging me to hop on board.**

Next, there was an opportunity to tour some of the EBT buildings before boarding the East Broad Top's steam train for a fantastic ride. We rode behind Mikado No. 16 which was recently restored to operating condition after sitting idle in the roundhouse since 1956.

There were 54 of us on the trip from the convention and we rode in a private coach car which was, believe it or not, just built and put into service this year. It was a stunning replica of a car that could have been running since the early nineteen hundreds. Upon

returning from the ride on the EBT train, it dropped our group back at the Trolley museum for lunch. Pizza and salad was served and we enjoyed the company of our fellow travelers. Back on the bus, we headed to the Bricktown Model Railroad Club to visit their museum and HO layout depicting, of course, the East Broad Top Railroad.

Did I mention one of the great highlights of the trip and in fact the entire convention weekend, was the spectacular fall foliage that was pretty much at its peak. Although a little rainy on and off during the day, a good time was had by all!



East Broad Top Railroad Number 16, a 2-8-2 Mikado pulled our excursion train on our short journey up the line and back to Orbisonia station at Rockhill.



You'd think it's a vintage coach dating back to the early nineteen hundreds. Not so, built new and put into service last spring. A beautiful car, and a pleasure to ride in.



We took a ride to Horseshoe Curve on Sunday morning. As you can see the fall colors were in full bloom



# The Bob Liberman Car Inspector's Award

## John V. Gallagher

At each MER convention, the New Jersey Division gives an award to the modeler of a freight, passenger or a Maintenance Of Way model car in the contest room that shows exceptional skills in modeling rolling stock with extra attention to construction and detailing. The award includes a framed certificate and a \$100 certificate or credit line for the winner at their favorite hobby shop or dealer.

This year's winner is Ed Smith MMR of Taylorsville, North Carolina; The Carolina Southern Southern Division. Ed just completed the requirements and earned his MMR No 742. You can read his biography in the November 2023 NMRA Magazine, pages 53&54. Photos of his ERIE Railway Post Office Car are show below. Our judges were Mike Prokop, Joe Zebrowski and Joe Weisbrod. 🚂



John Gallagher Presenting the Bob Liberman Award to Ed Smith




Above  
An overview of  
the RPO



Left  
A view of the  
interior Postal  
work area



Right  
Shows the  
underbody  
detail



# ACHIEVEMENT PROGRAM GOLDEN SPIKE AWARD APPLICATION FORM

PLEASE COMPLETE THIS APPLICATION FORM AND SEND TO YOUR REGIONAL OR DIVISIONAL AP CHAIR

Member's Name \_\_\_\_\_ NMRA#: \_\_\_\_\_ EXP: \_\_\_\_\_

Address: \_\_\_\_\_ City: \_\_\_\_\_

State/Prov: \_\_\_\_\_ Country: \_\_\_\_\_ Postal Code: \_\_\_\_\_

Date Submitted: \_\_\_\_\_ Region: \_\_\_\_\_

The Golden Spike Award will be awarded to any NMRA member who has completed the Qualifications Checklist, obtained the necessary signatures and who does not hold MMR status. It will be administered by the regional and divisional AP Chairs. AP regulations and definitions apply for scratchbuilding and superdetailing. To qualify for the award the member must complete the following checklist, obtain the signature of the divisional AP Chair or another NMRA member designated by the divisional Chair. The divisional Chair will submit the signed form to the regional AP Chair who will issue the Golden Spike Award certificate.

## QUALIFICATIONS CHECKLIST:

### 1. Rolling Stock (Motive Power & Cars):

Display six units of rolling stock either scratchbuilt, craftsman kits or super-detailed commercial kits.

### 2. Model Railroad Setting (Structures & Scenery)

Construct a minimum of eight square feet of layout including scenery.

Construct five structures either scratchbuilt, craftsman kits or superdetailed commercial kits. If a module has less than five structures, additional structures separate from the scene may be presented.

### 3. Engineering (Civil & Electrical)

Three types of trackage required (e.g. turnout, crossing, crossover, etc.). All must be properly ballasted and installed on proper roadbed. Commercial trackage may be used.

All installed trackage must be properly wired so that two trains can be operated simultaneously (e.g. double track main, single track main with sidings, and block or command control).

Provide one additional electrical feature such as power operated turnouts, signaling, turnout indication, lighted buildings, etc.

Witness: \_\_\_\_\_ Name: \_\_\_\_\_ NMRA #: \_\_\_\_\_

Regional AP Chair: \_\_\_\_\_ Region: \_\_\_\_\_