

CLINKERS


OFFICIAL NEWSLETTER OF THE NEW JERSEY DIVISION,
MID-EASTERN REGION, NATIONAL MODEL RAILROAD ASSOCIATION

September 10, 2011

Volume 22 Number 4

Bulletin Car Sides Contest

Don't forget that the Bulletin Car Sides Contest will be judged at the September meet. The sides have been available at the last couple of meets, but if you'd still like to get in on the contest, email [<BobcatCS@comcast.net>](mailto:BobcatCS@comcast.net) to request a set of sides and instructions. We'll get them out to you as quickly as we can.

The NJ Division Board has decided on an appropriate prize for the winner: a year of NMRA membership including the NMRA Magazine, of which the Bulletin was the predecessor. In the event that the winner is a life member, the board will substitute a \$58 gift certificate to the hobby shop of the winner's choice. 

NJ Division Info forms for 2012 Available

If you are a regular subscriber to Clinkers and receive your issue in hardcopy, that is, via US mail, you will find your 2012 Information form included with this issue. If you are reading this online or via email, your form will arrive in the mail shortly.

If you are an NMRA member residing in the NJ Division, but not yet in our database, you will receive a blank information form via email if we have a valid email address for you or via USPS if we don't. Note that there is no cost for the newsletter via email or online at NJDivNMRA.org. If you prefer the hardcopy

The Next Station Will Be...Delanco

The next New Jersey Division meet will be held at the Pearson Elementary School on Burlington Avenue in Delanco on Saturday, September 10. This is a new location, but is just a few blocks from the Walnut Street School we used previously. This new location offers a much newer, better facility and a whole lot more convenient parking.

For this meet, we have scheduled two clinics scheduled that we hope will be of interest to just about everyone.

Have you become bored just watching your train go around in circles with no apparent reason to do so? Real railroads make their profits from moving goods and people from one place to another. Why not have your railroad do the same.

See Delanco on page 8

version, there is a \$5 charge to cover printing and postage.

Please take a few minutes to look over the form and make any changes, or if you're not in our files, to complete the blank form. In either case we encourage you to complete the information form and return it to us. That way you can keep up with the activities in the NJ Division.

Included with the information form starting on the re-

See Forms on page 8

IN THIS ISSUE

View From the Cab	2
Clinic Spotlight	3
Achievement Program News	4
NJ Division Modular News	5
Schedules	6
Contest News	7
Notes from Your Librarian	7
September meet Preview	9
Meet Maps and Directions	10
Color Version Extras Online	11

NEXT DIVISION MEET

Saturday, September 10, 2011
9:00 AM to 12:00

Pearson Elementary School
1301 Burlington Ave.
Delanco, NJ

Contest:

Model Photographs

Clinics:

Geoff Green:

Signaling with DCC

Joe Calderone:

Getting started with operations

Layout Tour: 1:00 pm to 5:00 pm

Swap tables:

Contact Bob Clegg at

856 696 0463 or

BobcatCS@comcast.net

NEXT BOARD MEETING

October 18, 2011

Host: Bill Howard

triangler@aol.com

609 658 1486

VIEW FROM THE CAB

Bob Clegg, Superintendent

September marks the beginning of our modeling season. Traditionally the division is not very active during the summer, but now it's back to school and back to the railroading so let me be the first to say, "Welcome back!"

We have another great line up of meets and have already scheduled the locations and dates for most of the meets this year. Check out the schedules section on page six for details. Also keep in mind that "stuff happens" so watch your future *Clinkers* for any changes that may become necessary.

Thanks are in order for Joe Calderone and Geoff Green for volunteering to share their expertise at the September meet. I know I am very interested in both of the topics that they will present, "Signaling with DCC" and "Getting Started with Operations." I hope you will find them interesting and useful as well.

Speaking of thanks, don't forget to thank our hosts when you visit during the afternoon layout tour!

I'm sure that by now you have noticed a few changes to your *Clinkers*. The most obvious is that if you are still reading this in hard copy, you are holding it sideways! It's called landscape format.

This change has been made to accommodate the increasing number of members who read *Clinkers* online, either as an email attachment or on the website. If you are reading this online, you can see that you no longer need to scroll up and down to read the entire page.

A few minor changes did have to be made to

accommodate the new format. For example, there are now three columns across rather than two, and some of the informational boxes like the table of contents on page one have been moved.

Be assured, however, that even though the orientation has changed, all of the content is still here and, for all intents and purposes, in the same places that you're used to finding it.

We hope you like this new style. We will be tweaking it here and there as time goes on, so give us your opinions and suggestions.

The MER Fall Convention, Piedmont Crossing 2011 is coming up soon. It will be held in Cary, North Carolina Thursday, October 27, to Sunday, October 30.

Cary is a bit of a hike for those of us here in the NJ Division, but fortunately, there is a very convenient, and I might add appropriate, mode of transport to the convention. Amtrak's Carolinian, train 80, leaves Philadelphia 30th Street Station at 8:35 Thursday morning, scheduled to arrive at 5:03 pm that afternoon. The return trip is on the northbound Carolinian, train 79, leaving Cary on Sunday morning at 10:02, arriving back in Philadelphia at 7:03 pm. Round trip coach fare is \$144 with a 15% discount for seniors 62 or older making that fare \$122.40.

This schedule is very convenient for us here in the land of snow and taxes, and the only part of the convention that those of us using Amtrak will miss are the MER annual business meeting and the "goin' home layout tour," but then we will be on a sort of layout tour anyway!

I've been in contact with the folks who are running the show and they have assured me that there will be transportation available to and from the hotel provided by the convention committee.

I have my convention registration, Amtrak tickets, and a reservation at the Embassy Suites already in hand. I invite any or all to join me for the journey. I also have space available in the hotel room for anyone who would like to share. Only one, first come first shared! The cost of the hotel with taxes is \$303.71 for the three nights, so \$150 is a nice round number close enough to half. Give me a call or send me an email if you're interested.

One last note: Included with this issue of *Clinkers*, or mailed separately if you read this online, is the New Jersey Division information update form for the coming year. Please look it over carefully and return it to the mailing address in the lower right corner even if you are not including the prepayment for the meets or the hardcopy charge. If you prefer, save the 44 cents and bring it with you to the September meet. We need to have these so we know that you're still interested in the division's activities.

Speaking of activities, please take the time to complete the included survey, too. This is YOUR division and we need to know what YOU want to get out of it. Your completed survey and any comments or suggestions will help your Board of Directors in planning for division activities.

Thanks for your help and for your interest in the division!



CLINIC SPOTLIGHT

John Gallagher, Director and Clinic Coordinator

This summer 2011, I assumed the responsibilities of the clinics for the Division. I look forward to working with members in recruiting presenters, monitoring clinic topics, providing assistance to clinic presenters, and listening and learning from you, the members. I need to know your interests, needs, and preferences regarding the clinics programs. Let's discuss each of these topics.

Recruiting Presenters

Many members contribute to our Division meets by presenting clinics. We learn new techniques in model railroading; find new ways to observe prototype scenes, equipment and facilities to apply to our modeling in detailing, finishing, weathering, our equipment, structures, and scenery; develop better understanding of a myriad of topics from electrical and electronics theory, methods of control, prototype practices in scheduling and operations, better ways to use tools and materials; to name just a few. Each of you knows something we all could learn, can do something better or in innovative ways that you could show us, or have seen and recorded via photos or video interesting facts, practices, and scenes on railroading topics. We would like to learn from you!

About now, my guess is that you are saying to yourself: "So, what's in it for me?" Good question. In my almost 40 years in a career in teaching, I found that I learned much from my students. Yes, a teacher is also a learner. When you offer a clinic, time for questions and comments should be part of your program. You learn from that. Members appreciate your efforts to prepare and present and offer thanks

and many want to know more. The conversation continues after your clinic and your circle of friends increases.

Clinic presentations can earn credit towards the Author Achievement Certificate if the clinic exceeds 30 minutes and you provide members with a handout to support your topic.

Preparing and presenting a clinic helps the presenter learn and/or refine presentation skills that one can apply to other areas of life such as your job, your community service, leadership in other clubs or organizations and in advocating in local politics.

Therefore, I seek volunteers for clinic presentations. I will also approach certain members when I learn or observe that they have important skills they need to share. Please contact me with your ideas, recommendations, and offers to present. That leads us to the "what" question.

What Clinic Topics Should We Offer?

Name a topic and I assure you someone in the Division wants to know about it! I offered several clinics on traction/trolley modeling and many members told me they have one or several trolley models on the shelf or in the closet. Others told me they didn't intend putting a trolley on their layout but found my techniques on erecting trolley wire interesting. Don't count out a clinic topic because *you* think no one else wants to know. If you want a second opinion, ask ME!

If you want a clinic on a certain topic, TELL ME! I have not touched the Burning Bush and

certainly don't know it all. Call me, email me, send me a post card, or talk to me. Pass a note or request to me. Drop a note in the Suggestion Box. I also accept recommendations for clinic presenters. Please pass the word to me. Just as there was no such thing as a "stupid question" in my classes while teaching, there is no such thing as a "stupid suggestion."

We offer you a golden opportunity to give the Board input on clinics topics and related information. With this issue of **Clinkers**, we enclose a member survey. One important page covers many topics regarding the running of meets and the Division in general. Please give us feedback.

Another page focuses on the clinic program. First, circle your interest preferences on the clinic topics listed. An important part of your responses involves your willingness to volunteer to present a clinic on certain clinic topics. Please circle the "Y" [Yes] after any topic that you can do a clinic and be sure to *print* your name on the form. Finally, write in additional topics we failed to list and rate them.

PLEASE! Complete all parts of the survey and return them.

But, I Never Gave a Clinic!

We all did something for the first time. Just look at all you accomplished on your model railroad. You started somewhere and I'll bet you had some help. Many of you provide help to fellow model railroaders in their pursuit of the hobby. We can do the same for you in preparing and

See Clinics on page 8

ACHIEVEMENT PROGRAM NEWS

Dick Genthner, MMR

Summertime! And the living is easy! I hope you have enjoyed your summer. As I am writing this article, today is scheduled to be one of the hottest days of the summer with temperatures approaching 98 degrees along with the promise for tomorrow to pass 100. That's too hot no matter where you live. Thank goodness my basement stays relatively cool and working on the railroad seems doubly satisfying.

But back to the Achievement Program and the weather. One of the great pleasures I receive working with this program is finding and helping members who wish to participate in the AP. This summer, despite the heat and all, I know lots of AP work has been going on. I know that there are members working on the Scenery, Electrical, Author and Cars certificates as well as the Golden Spike Award. The greatest pleasure to me over the summer was to learn that we will soon have another Master Model Railroader in the New Jersey Division. PJ Mattson has completed all the requirements and has applied to the NMRA for his MMR certification and awards.

I took the opportunity to visit with PJ recently to discuss this personal achievement. First, I learned that he now has earned seven certificates as required to be a MMR. (Volunteer, Chief Dispatcher, Electrical, Scenery, Official, Civil Engineer, and Motive Power plus the Golden Spike Award) He said this process has stretched out over about twenty years and while that may seem like a long time he has never given up on his objective. Actually he first got involved in the AP in the early 1990's when he served as Registrar for some of the



NJ Division member, PJ Mattson, recently awarded MMR 467


MER and NMRA conventions. Working with and talking with people are two of his favorite things to do, but operating trains remains his favorite pastime. As you might expect these

activities led to work as a volunteer and train operator all over the southern part of New Jersey and culminated in his first two certificates, Volunteer and Chief Dispatcher.

About this time PJ was appointed the AP Coordinator for the New Jersey Division of the MER. He told me that he didn't push the AP process until he became a Director of the Mid-Eastern Region and which meant he could have five certificates out of the required seven. He finally decided to work on Civil Engineering and Motive Power which were the most difficult for him since they require, among other things, scratch building three units of motive power and hand laying various types of track work, all of which must be judged as acceptable. These last two certificates were recently awarded.

I asked PJ just what advice he would give to other members who would like to follow in his footsteps. As you might expect he said "if you want to do, don't ever back off. Just don't ever give up. It can be done!"

But he also said what he enjoyed the most was being a volunteer, talking to and helping other people become better model railroaders along with train operations.

So our congratulations go out to PJ this month. The entire New Jersey Division wishes him well and is pleased to have Master Model Railroader Number 467 among its ranks. 

PJ Mattson
pj mattson@comcast.net
856 467 0421

Dick Genthner, MMR
argent1@optonline.net
732 462 0216

MODULAR MODELING IN THE NEW JERSEY DIVISION

Mike McNamara

Welcome to all the NMRA members reading this, including our regulars who participate in the NJ Division as well as others who have yet to find out how rewarding participating in the NJ Division can be. One of the great values of NMRA membership is connecting to other modelers in your geographic area and that is what the NJ Division brings to you.

For those who are new, let me introduce myself. I am Mike McNamara, past Superintendent of the NJ Division and currently leading an effort to introduce Free-mo modular railroading to the Division and the Mid Eastern Region of the NMRA. More info about me can be found on my web site, nek railroad.com.

In this column, I write about topics related to modular model railroading. Anything here can be discussed, but the focus has been primarily on HO scale Free-mo as that is a newer concept to our Division. If you have anything you want to share or learn more about, let me know and I'll discuss it here.

In addition to having my layout open for the September Division Meet, I will also have my Free-mo modules on display at the Meet. You will be able to see some of the latest up-

dates to scenery and structures on my modules. Anyone else working on modules is welcome to bring them to the Meet. It doesn't matter what state they are in - the point is to share them and discuss what you are modeling and ask questions on anything that might be holding up your progress. If you recall at the January Meet, Ron Parisi brought full paper mockups of his module plans featuring a waterfront car ferry scene. It was educational for both Ron and everyone who discussed the plan with Ron.



Mike McNamara's Free-mo module at the Great Scale Model Train Show in Timonium

One note about an event I wrote about in the past...the NER convention in Warwick, Rhode Island unfortunately will not feature a Free-mo layout. The New England Free-mo group tried repeatedly to get plans finalized with the convention committee, but having limited success with the committee, the group pulled out of the convention. It is sad that the details could not be worked out, but sometimes that happens with volunteer organizations.

However, there will be Free-mo modules assembled at the October 29-30 Timonium, Maryland Great Model RR

Train Show. If you are not going to the MER Convention down in Cary, NC, I hope to see you at Timonium. And again, if you have a module, please let me know and I will share with you details about how you can participate.

For those who still need more information on Free-mo modular railroading, I will be presenting an updated version of my Intro to Free-mo clinic at the November Division Meet in Delaware. This was requested by the host group, the Philadelphia Division MER-NMRA. This again will be another opportunity to share Free-mo modules if you have started on them.

To wrap things up I will share with you what I consider the greatest value in building a module. Basically building a Free-mo module will encompass everything you would need to do to build a complete home layout. Planning, benchwork, track, wiring, scenery, structures, locomotive control, freight cars, operations...the whole thing. But at a reduced cost and a much reduced time frame as compared to a complete layout. So if you are planning that dream layout, I challenge you to stop waiting and build a module now. Work on your layout building techniques now and even plan to include your module in a future layout. No better time to start than the start of Fall!

As always, check out njfreemo.org for the latest news, photos and information on Free-mo modular railroading in the NJ Division. If you need to fully understand the specifications of a Free-mo module, check out freemo.org. And if you have any questions, just drop me an e-mail at mikemcnh@comcast.net.

See you at the Meet! – Mike Mc.



CLINKERS

Official Newsletter of the New Jersey Division,
Mid-Eastern Region, NMRA
P.O. Box 8694
Trenton, NJ 08650
www.NJDivNMRA.org

Clinkers is published 5 times per year for the NMRA members and friends of the New Jersey Division. The opinions expressed do not necessarily reflect those of the Division. Products and publications mentioned in Clinkers in no way constitute an endorsement by the Division.

Contributing to Clinkers

Clinkers welcomes contributions from the New Jersey Division membership. Letters, articles, photos and other items may be mailed or emailed to the editor at the above address. Please include return postage if you would like materials returned.

Deadline for next issue: October 18, 2011

Board of Directors 2011 - 2012

Superintendent

Bob Clegg

856-696-0463

BobcatCS@comcast.net

Asst. Superintendent

Chris Widmaier

609 510 2701

Treasurer

Bob Liberman

609 298 7337

Secretary

Tom Lavin

856 824 1405

Director, Clinics

John Gallagher

856 228 2239

Director, Librarian

Bill Howard

609 584 1818

Director, Layouts

Michael Mosher

856 293 9874

Division AP Chair

PJ Mattson

856-467-0421

Membership Information

Any person who is a member of the NMRA and lives within the boundaries of the NJ Division as defined by the NMRA is also a member of the division. Non member guests are welcome to attend two of our meets, after which they will be asked to join the NMRA.

NJ Division annual activity fee: \$10.00 (includes 5 meets) or individual meets \$5 at the door. First time guest no charge!

Online newsletter always available at NJ Division website

www.NJDivNMRA.org

Mailed hardcopy newsletter \$5.00

National Model Railroad Association

4121 Cromwell Road

Chattanooga, TN 37421-2119

www.nmra.org

SCHEDULES

MER Fall Convention

October 27-30

Embassy Suites Hotel
Cary, NC

Go to www.mer2011.org/
for information, registration
forms, and contacts

NJ Division November Meet

Saturday, November 12

Wilmington Towne Centre
Concord Pike, US 202 at
Naamans Road
Wilmington, DE

Joint meet with Philly Div.

No contest! Bring a model
or two for Show 'n' Tell!

NJ Division January Meet

Saturday, January 14, 2012

Haddon Township H.S.
Colonial Drive
Haddon Township, NJ

Clinics: Work in Progress
Contest: Detailed & Weath-
ered Gondola Cars

NJ Division March Meet

Saturday, March 10, 2012

Switlik Park
5 Fisher Place
Hamilton Twp., NJ

Clinics: Mitch Dakelman
slide/film presentation

Contest: Detailed Steam
Locomotives

NJ DIVISION AREA HOBBY SHOPS

Sattler's Hobby Shop*

14 Haddon Ave.
Westmont, NJ 08108
(856) 854-7136

Jackson Hobby Shop*

2275 West County Line Rd.
Jackson, NJ 08527
(732) 364-3334
www.jacksonhobby.com

Trains 'n Things

936 Weymouth Road
Vineland, NJ 08360
(856) 697-8844
www.trainsnthings.com

The Train Room*

715 Arnold Ave.
Pt. Pleasant Beach, NJ 08742
(732) 892-4155
www.thetrainroomNJ.com

***10% Discount to
NMRA members**



Left: Definitely a work in progress [much like your editors!], Bob Koury's layout is coming along nicely.

We will have the opportunity to check it out during the layout tour portion of the September 10 New Jersey Division meet in Delanco!

CONTEST NEWS

Chris Widmaier, Ass't. Superintendent, Contest Coordinator

We had a great turn out at the May meet at the Woolwich Fire Hall in Swedesboro and I personally had a great time on the 1:1 model railroad that we all got a chance to ride on.

At the meeting before the train ride we had a total of 4 entries in our popular vote model contest. I thank the following for their "detailed freight cars with a load" contest entries: Frank Williamson for entry number 1, Bob Judge for entry 2, Tom Griffiths' entry 3, Frank Neufeld a regular contestant and previous contest winner for entry number 4. All of the entries were very nice and well done but there can be only one winner so by your popular vote, Tom Griffiths with his entry number 3, was declared the winner with his Richmond & Chicago RR maintenance of way flat car complete with a steam powered crane and crew.

Congratulations Tom, this is an outstanding model. Tom will be receiving a certificate and a \$10.00 voucher for the NJ Division annual activity fee.

Well here we are another summer is over and it is time to get back to work on our railroads and

the new series of New Jersey Division meets. To kick off the new season our first meeting will be September 10 in Delanco, and our contest will be Model Railroad Photographs. Please remember that your entries should be your own work. So, come on out to the meet and bring a photo or two with you. That next \$10 voucher could be yours.

In addition to the regular contest, we will also be choosing the best of those submitted using the car sides from the NMRA *Bulletin* that we have been distributing over the past few meets.

The board has now determined what we think is an appropriate prize: a one year NMRA membership which includes the *NMRA Magazine*, successor to the *Bulletin*.

If you have any questions, comments, or ideas for a model contest, please feel free to contact me. Meanwhile keep your rolling stock moving and enjoy this great hobby of ours. See you in Delanco on September 10th.



DIVISION CLINIC LIBRARY

Bill Howard, Director, Librarian

The New Jersey Division's Clinic Library is simple to use. Select your needs from our catalog at the division meet. Bring them back at the next meet. there is a simple form to fill out. Tear off the top and leave us the bottom with your information and what items you selected. We only bring the DVD's to each Division Meet but if you need tape just ask and they will be mailed to you.

With the extensive clinic information on file, there is no reason not to finish any of your projects in a professional manner. These clinics contain the knowledge you need.

Your Library has three categories of information.

NJ Division Clinics

There are over 185 different clinics. They are available in both VHS and DVD formats

Commercial Reference Videos

There are more than 33 donated items on this list. Most are on tape and DVD.

Model Railroads

This is our newest endeavor. We only have 2 on DVD at this time. All members are invited to supply a DVD or tape of their own Model Railroad for posterity and member reference. If you would like to create a DVD of your railroad in action but you need help in making your own video, see the librarian.



Forms Continued from page 1

verse side and continued onto a separate page is a short survey. Please complete the survey as well. All answers will be kept confidential unless you indicate otherwise at the bottom of page one of the survey. Members' personal information is always kept confidential!

The information that you provide will help your New Jersey Division Board of Directors provide the kind of experience you expect from your organization.



Delanco continued from page 1

Joe Calderone will show us what we need to get our scale railroads operating like the prototype. Picking up freight loads or passengers and taking them where they need to go.

Until recently, railroads controlled their trains with a system of signals, be they semaphores, positional, targets, or others. On a prototype railroad they were an absolute necessity. On a model railroad they are just "way cool!" Our second clinic presenter, Geoff Green, will show us a way to have operating signals on our railroads.



NMRA 2011 Election results

Three new members have been elected to the NMRA Board of Directors. The new Board members are Don Hillman, Canada Director, replacing Clark Kooning, MMR, Peter Magoun, MMR, Central District Director replacing Bob Beatty, MMR, and Stephen Priest, MMR, Regional Advisory Council Director, replacing Bob Ferguson.

All three new Directors took office at the Sacramento Board Meeting in July.



Clinics Continued from page 3

presenting a clinic.

If you teach for a living, preparing and giving a clinic should be routine. If you work in sales, preparing and giving a clinic should not challenge you but you must prepare. Many in management positions routinely give presentations on progress of the firm, challenges, plans for change, etc. Clinic presentations use many of your skills but your focus must be on changing your "students" knowledge base, skills, and approaches to the hobby.

For all groups from those with no experience to those with accomplished teaching experience, we can offer you assistance in planning a clinic, practicing your presentation, the use of technology [computer and PowerPoint] or simpler overhead projector and transparencies, slide projector, movie projector, etc. I taught many future teachers during my career at The Ohio State University and Rowan University. Others

Right: An overview shot of part of the Burlington County Model Railroad Club's layout. The club will be open for the September 10 NJ Division meet layout tour.


Below: The BCMRC's Rancocas Valley Lines logo



in the Division presently serve or retired from teaching careers and can assist. We CAN help!

An easy way to give your first clinic is to offer a mini-clinic of 30 minutes in January's Works in Progress program. You probably saw it at the November 2009 meet in Delanco and during the Princeton Junction 2010 convention. Presenters sit behind or before a table where items relevant to the topic are displayed. Clinic participants sit in front, about 5 to 10 at a time and the clinic presenter runs a very informal discussion, presentation, and/or demonstration with lots of interaction by participants. During this time, other clinicians at other tables do the same thing with their topics. It is lots of fun.

Our attendance at NJ Division meets continues to grow so you are voting with your feet regarding Division meets and activities. We hope to take it to the next level with your help and participation. We are here to assist you so you can increase your participation as a clinic presenter. Please volunteer. THANKS.



SEPTEMBER MEET PREVIEW



Upper left: Mike McNamara's New England themed Northeast Kingdom Railroad.


Upper right: Bob Liberman's operations oriented Southern Pacific

Lower left: Great scenery on Chris Conaway's PRR based railroad

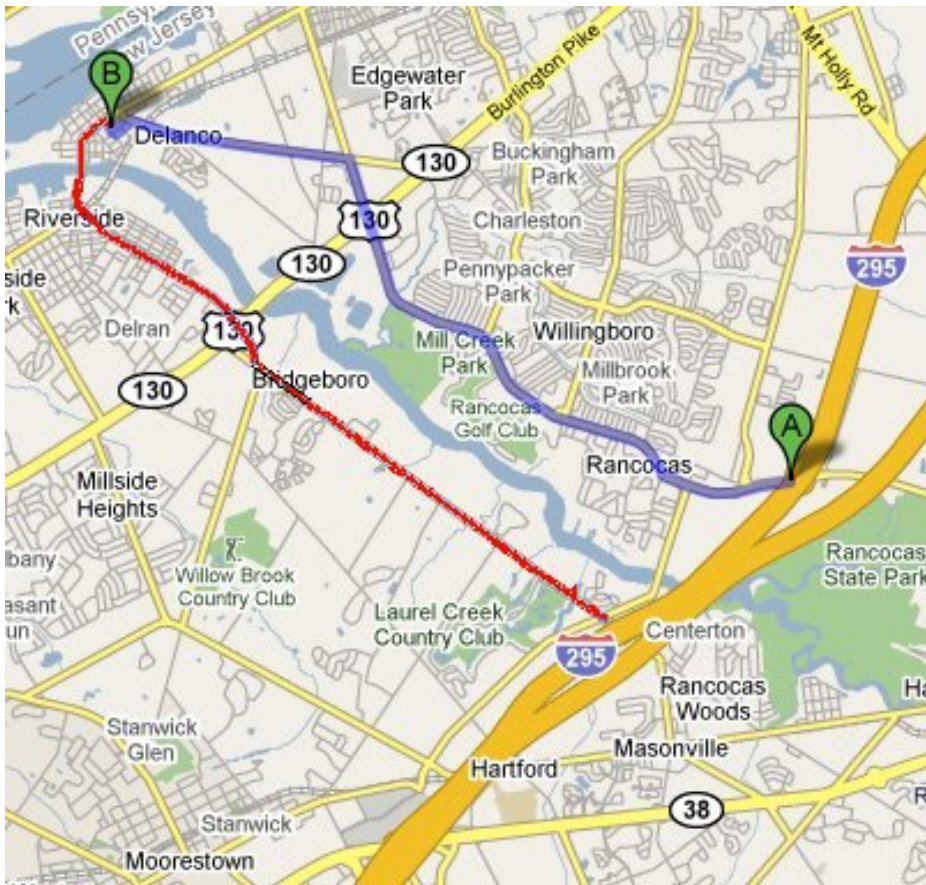
Lower right: John Rahenkamp's steel industry themed Clairmont, Lewiston & Western Railroad.

See all of these great model railroads on the afternoon layout tour of the New Jersey Division meet on September 10.

More photos can be found on pages 11 to 15 in the online version of *Clinkers* available on our website at www.NJDivNMRA.org



SEPTEMBER MEET MAPS AND DIRECTIONS



From the north on I-295 South take Exit 45B

Rancocas Road (Blue Line on map)

- | | |
|--|--------|
| 1. Head southwest on Exit 45B toward Main St | 0.3 mi |
| 2. Merge onto Main St | 0.2 mi |
| 3. Continue onto Rancocas Ave | 0.5 mi |
| 4. Continue onto Beverly Rancocas Rd/Rancocas Bypass
Continue to follow Beverly Rancocas Rd | 1.2 mi |
| 5. Slight left onto Beverly Rd/Beverly Rancocas Rd | 2.4 mi |
| 6. Continue onto Mt Holly Rd | 0.5 mi |
| 7. Turn left onto Delanco Rd | 0.6 mi |
| 8. Continue onto Coopertown Rd | 1.0 mi |
| 9. Continue onto Cooper St | 0.2 mi |
| 10. Turn right onto Burlington Ave
Destination will be on the right | 0.3 mi |

From the south on I-295 North take Exit 43

Creek Road (Red line on map)

- | | |
|---|--------|
| 1. Keep right at the fork, follow signs for Delran and
merge onto Creek Rd | 3.7 mi |
| 2. Turn right onto S Bridgeboro St | 0.2 mi |
| 3. Keep left at the fork | 1.6 mi |
| 4. Slight left onto E Scott St | 0.1 mi |
| 5. Take the 1st right onto S Pavilion Ave | 0.5 mi |
| 6. Continue onto Burlington Ave | 0.2 mi |
| 7. Turn right to stay on Burlington Ave
Destination will be on the right | 0.7 mi |

From Monmouth and Ocean Counties via CR537

- | | |
|---|--------|
| 1. Turn right onto Creek Rd toward Rancocas Woods | 5.0 mi |
| 2. Turn right onto S Bridgeboro St | 0.2 mi |
| 3. Keep left at the fork | 1.6 mi |
| 4. Slight left onto E Scott St | 0.1 mi |
| 5. Take the 1st right onto S Pavilion Ave | 0.5 mi |
| 7. Continue onto Burlington Ave | 0.2 mi |
| 8. Turn right to stay on Burlington Ave
Destination will be on the right | 0.7 mi |

SEPTEMBER MEET PREVIEW



Four views of John Rahenkamp's Clairmont, Lewiston & Western Railroad. See it in person on the September 10 layout tour.



SEPTEMBER MEET PREVIEW



New England in the Fall and the colors abound.

See them up close when you visit Mike McNamara's North-east Kingdom Railroad on the tour at the September 10 meet in Delanco!



SEPTEMBER MEET PREVIEW



Above left: Crossing the bridge at Blaine, a mainline freight heads east from Enola on it's way to Baltimore.

Above right: An east bound mainline freight crossing a Reading branch line at Weldon on it's way from Enola to Baltimore.

Left: Three RS3s working the yard at St. Margarets on the Pleasant Valley secondary. on Chris Conaway's PRR.



SEPTEMBER MEET PREVIEW



From a busy port to a local carnival, throw in some great mountain scenery and heavy Pennsy power and you have the Burlington County Model Railroad Club's Rancocas Valley Lines!




SEPTEMBER MEET PREVIEW



Get a few construction hints and tips from a work in progress. Be sure to make a stop to see Bob Koury's railroad in person. It's on the afternoon layout tour at the September 10 division meet





ACHIEVEMENT PROGRAM GOLDEN SPIKE AWARD APPLICATION FORM

PLEASE COMPLETE THIS APPLICATION FORM AND SEND TO YOUR REGIONAL OR DIVISIONAL AP CHAIR

Member's Name: _____ NMRA#: _____ EXP: _____

Address: _____ City: _____

State/Prov: _____ Country: _____ Postal Code: _____

Date Submitted: _____ Region: _____

The Golden Spike Award will be awarded to any NMRA member who has completed the Qualifications Checklist, obtained the necessary signatures and who does not hold MMR status. It will be administered by the regional and divisional AP Chairs. AP regulations and definitions apply for scratch building and super detailing.

To qualify for the award the member must complete the following checklist, obtain the signature of the divisional AP Chair or another NMRA member designated by the divisional Chair. The divisional Chair will submit the signed form to the regional AP Chair who will issue the Golden Spike Award certificate.

QUALIFICATIONS CHECKLIST:

1. Rolling Stock (Motive Power & Cars):

Display six units of rolling stock either scratch built, craftsman kits or super-detailed commercial kits.

2. Model Railroad Setting (Structures & Scenery)

Construct a minimum of eight square feet of layout including scenery.

Construct five structures either scratch built, craftsman kits or super detailed commercial kits. If a module has less than five structures, additional structures separate from the scene may be presented.

3. Engineering (Civil & Electrical)

Three types of track required (e.g. turnout, crossing, crossover, etc.). All must be properly ballasted and installed on proper roadbed. Commercial track may be used.

All installed track must be properly wired so that two trains can be operated simultaneous (e.g. double track main, single track main with sidings, and block or command control).

Provide one additional electrical feature such as power operated turnouts, signaling, turnout indication, lighted buildings, etc.

Witness: _____ Print Name: _____ NMRA #: _____

Regional AP Chair: _____ Region: _____