

CLINKERS

OFFICIAL NEWSLETTER OF THE NEW JERSEY DIVISION,
MID-EASTERN REGION, NATIONAL MODEL RAILROAD ASSOCIATION

SEPTEMBER 14, 2013

VOLUME 24 NUMBER 4

Division Returns to Swedesboro and the SMS Railroad

The New Jersey Division will return to Swedesboro for the meet on September 14. We'll start the meet with annual business meeting which should only take 20 minutes or so. You'll remember that the division bylaws were modified last year to move the business meeting to the September meet.

Following the business meeting we'll have two clinics for your entertainment and education.

First up, prolific award winner Thom Griffiths will present a clinic entitled "Structure Modeling Techniques." Tom has won a number of contests with his models and has written a number of articles for Railroad Model Craftsman. He plans to bring a number his of models to illustrate his presentation.

Our second clinic will feature Rob Pisani of Atlas Model Railroad Co. He will give us an update on Atlas' manufacturing facilities in China, including a look at the problems encountered and overcome to bring you the high quality models in your hobby shop today.

After lunch on your own, we will pay a return visit to the SMS Railroad, known as the "home of the Baldwins," at the PureLand Industrial Park, only a few miles from the firehouse.

I'm sure those of you who saw the SMS in May of 2011 will enjoy seeing it again, and for those who missed it, this is your chance to see a modern shortline railroad in action.

Here's an interesting note: Soundtraxx has recorded the Baldwin engines for use in their decoders at the SMS Railroad!

Go to page 10 for some examples of what you will see.

Have some items that are no longer of use on your railroad.? Bring them along. They may be just what someone else is looking for! Be sure to join us for another great New Jersey Division meet!



Garden State Central Model RR Club Has a New Home

By Jim Judge

2013 is turning out to be a GREAT year. This year the Garden State Central Model Railroad Club celebrated their 50th Anniversary.

The club has always been 100% NMRA and was originally located in the basement of the Asbury Park Press in Long Branch, NJ starting in 1963. All of the track and turnouts were hand laid on wooden ties.

In 1973 they relocated to the basement of Dr. Goslings Medical Office. The layout depicted a railroad from Scranton Pa. to Jersey City, NJ in the 1950's. The building was sold a few years ago and the new owners considered the club a liability and was forced to leave.

See **Garden State** on page 7

NEXT DIVISION MEET

Saturday, September 14, 2013
9:00 AM to 12:00
Woolwich Fire Hall
1517 King's Highway
Swedesboro, NJ 08085

Contest:

Detailed Main Street Structure

Clinics:

Thom Griffith:
Structure Modeling Techniques

Rob Pisani:
Atlas' Manufacturing in China

Afternoon Tour:

SMS Railroad at PureLand
Industrial Park

Swap tables:

Contact Bob Clegg
856 696 0463
BobcatCS@comcast.net

IN THIS ISSUE

Schedules	2
View From the Cab	3
Free-mo Modular Modeling	4
Achievement Program News	5
NJ Division Contest News	6
Map & Directions to the Meet	8
Online Color Extras	11

CLINKERS

Official Newsletter of the New Jersey Division
Mid-Eastern Region, NMRA
P.O. Box 8694
Trenton, NJ 08650
www.NJDivNMRA.org

Clinkers is published 5 times per year for the NMRA members and friends of the New Jersey Division. The opinions expressed do not necessarily reflect those of the Division. Mention of products or publications in Clinkers does not constitute an endorsement by the Division.

Contributing to Clinkers

Clinkers welcomes contributions from NMRA members. Letters, articles, photos and other items may be emailed to BobcatCS@comcast.net or mailed to the editor at the above address. Include return postage if you would like materials returned. Deadline for next issue is October 10, 2013.

Board of Directors 2013 - 2014

Superintendent

Bob Clegg
856 696 0463
BobcatCS@comcast.net

Asst. Superintendent

Chris Widmaier
609 510 2701

Treasurer

Bob Liberman
609 298 7337

Secretary

Tom Lavin
856 824 1405

Director, Clinics

John Gallagher
856 228 2239

Director, Librarian

Bill Howard
609 584 1818

Director, Layouts

Michael Mosher
856 293 9874

Division AP Chair

PJ Mattson, MMR
856 467 0421

Membership Information

Any person who is a member of the NMRA and lives within the boundaries of the NJ Division as defined by the NMRA is also a member of the division. Non member guests are welcome to attend two of our meets, after which they will be asked to join the NMRA.

NJ Division annual activity fee: \$10.00 (includes 5 meets) or individual meets \$5 at the door. First time guests, no charge! Online newsletter always available at NJ Division website. Mailed hardcopy newsletter \$7.00

National Model Railroad Association
4121 Cromwell Road
Chattanooga, TN 37421-2119
www.nmra.org

SCHEDULES

Garden State Division Fall Meet

Saturday, October 5th, 2013, 9:30 am
Eric S. Smith Middle School
73 Monroe St.,
Ramsey, NJ

Clinics:

Rapid Prototyping by Bryan Bussey
Under the Table Roundhouse by
Fred Dellaiacono

More info at the GSD website:
<http://www.nergsd.com/upcoming.html>

C & P Junction MER Fall Convention

October 10, 11, & 12, 2013
Crowne Plaza Rockville
3 Research Court
Rockville, MD

More information on the web site
<http://home.comcast.net/~candp2013>

NEXT BOARD MEETING

October 22, 2013
Host: Bill Howard
triangler@aol.com
609 584 1818

All members are invited.

Please let us know if you plan to attend.

NJ Division November Meet

Saturday, November 16, 2013
M. Joan Pearson Elementary School
1301 Burlington Ave.
Delanco, NJ 08075

Contest: Detailed Flat Cars with Load
Clinics: To be announced. See next Clinkers!

NJ DIVISION AREA HOBBY SHOPS

Sattler's Hobby Shop*

14 Haddon Ave.
Westmont, NJ 08108
(856) 854-7136

Jackson Hobby Shop*

2275 West County Line Rd.
Jackson, NJ 08527
(732) 364-3334
www.jacksonhobby.com

The Train Room*

715 Arnold Ave.
Pt. Pleasant Beach, NJ 08742
(732) 892-5145
www.thetrainroomNJ.com

Bob's Hobbies and Crafts

67 S. Broadway
Pitman, NJ 08071
(856) 589 1777
Bobshobbiesandcrafts@yahoo.com

All Aboard Trains

118 N. Main St.
Forked River, NJ 08731
609-693-2552
www.allaboardtrains1.com
Specializing in Lionel
and Lionel repairs

Yankee Dabblers - Track 33

101 W. Kings Hwy.
Bellmawr, NJ 08031
yankeedabblers@aol.com

*Offers 10% discount to NMRA members

VIEW FROM THE CAB

Bob Clegg

Another year

Welcome back from all those summer activities that have kept you away from your hobby for the last 4 months! As this is written before the annual board planning meeting, I don't yet have specifics, but I can assure you, we will have plans for some very interesting meets. All will be what you've come to expect from the division, great clinics, a few films, lots of coffee and doughnuts and camaraderie, and of course some great home railroads to tour. We'll return to some familiar locations, and perhaps try a new one or two.

Elections

We had no new candidates for the board this year, so Division Secretary, Tom Lavin, will cast the unanimous ballot for the current board members during the business meeting at the September meet.

This is both good and not so good news. It's good from a financial viewpoint, as we didn't have the expense of sending ballots and return envelopes with this issue of *Clinkers* but on the other hand, some new folks with new ideas would be welcome.

Please consider contributing to the division by running for the board of directors next summer. There will be at least one, probably two, openings at that time.

Division Freight Car

I've just received word that the divisions. Pennsylvania H-30 Covered Hopper will be

delivered about the time you receive this newsletter, so we will have the cars for the September meet. If you have ordered one or more, you can take delivery at the meet. If you can't make the meet, we can ship them to you. Check out the advertisement on page 9.

Road Trip!

On July 27, several members traveled to Sparta, NJ to be part of the celebration of the Garden State Division's 50th anniversary. Among the travelers was Thom Griffith who won yet another award for his entry in the Steam Engine category of the popular vote contest. Congrats, Thom!

Other activities included short presentations by MR author, Tony Koester and by Rob Pisani from Atlas Model Railroad Company. Rob will be one of our featured speakers at the meet on September 14. He will do an encore presentation of his presentation on the nuances of manufacturing in China.

MER Convention

This year's MER Fall Convention will be coming up next month, October 10 to 13 to be exact. It will be held in Rockville, MD, less than two hours from the Delaware memorial Bridge.

Included will be 51 home and club railroads, including names I'm sure you will recognize: Howard Zane, Marty McGuirk, Mike White, and Monroe Stewart just to name a few.

See **View** on page 7

Cool Tools




This issue's cool tool is home made!

I happened across a template that Circuitron markets for installing their Tortoise switch machines. It sells for about 8 bucks. I thought to myself, "I can make one better than that from scraps!"

So, I found a small piece of aluminum, not real heavy, but not flexible. Using the Tortoise, I marked the screw slots on it and located the center for the wire that runs up to the turnout. I drilled four 1/16 holes for the four screw locations and a 3/16 hole centered where the wire goes. I then grabbed a small spool from my leftover stuff box and connected it to the larger hole with a 1" #8 machine screw (like those used for cabinet handles) and attached the spool. You could use a short piece of an appropriate size dowel with a 3/16 hole through it.

By inserting the spool into the hole in the subroadbed for the actuating wire, not only do I have a template, but it stays put until I'm ready to drill the holes.



If you have a "Cool Tool" send it to the editor at BobcatCS@comcast.net



MODULAR MODELING IN THE NEW JERSEY DIVISION

MIKE MCNAMARA

Well we are on our way to Fall and with that starts another busy time for model railroaders. We have our Division Meets, various train shows, the MER convention, open layouts in November and more. Hopefully you yourself will be jumping back into train projects (or continuing work on them if you never stopped!). If you don't have a project to work on, why not consider a Free-mo module?

The best place to ask questions and find out information locally is now on the Yahoo group created just for NJ area modelers interested in and building Free-mo modules. Check out <http://groups.yahoo.com/group/NJFree-mo/> and join to get the information you need from other local modelers.

Over at Capitol Free-mo they posted an interesting plan for a curved module that requires nothing more than 1 piece of flex track. It is small and easy to transport, and curves are always useful in a Free-mo layout. It would make for a great first time project with a small investment. Ask about it on the NJ Free-mo group listed above.

Back in the May newsletter I mentioned the Northeastern Region Fall convention in Laconia, New Hampshire, October 17-20, 2013, which will include a large Free-mo layout, along with some other on-site

layouts. A final track plan has been published for the Free-mo layout and the approx. 100' x 30' L-shaped point-to-return loop layout will feature more than 2 dozen modules. You can see a basic plan here: <http://bit.ly/11KDPj6>

My Woodstown Junction module will be on hand, and I will also be giving a clinic on the StJ&LC railroad. If you can make it, I'm sure this will be a great convention, at the height of New England's fall foliage season. Check out the NER web site for more information, www.ner-nmra.org.

Speaking of my module, they were last out and about for the April Timonium show. I took a short video of it at the show, so if you are interested check out <http://bit.ly/14tgpXT> to see the progress to date.

With the NER convention coming up, I will be getting the module out and doing some work. I have some more scenery to do and a couple of structures to work on. I also plan to build some mounting racks that I can use in my car to make the sections take up less space but still travel safely. I was inspired by someone else who built a whole rolling cart that holds 6 sections and rolls into the back of his mini van. Mine won't be quite so elaborate. But how you transport what you build is always an important consideration when building

modules of any type.

At the January Meet, I am hoping to have a number of modules transported by various people in the Division to set up and display. I mentioned this on our group list, and I'll bring it up again in the next two newsletters. But hopefully if you have started a module, or you are planning one, you'll target the January Meet to show it off. Even if you don't get it fully operational I would encourage you to still bring it and discuss what you are building with the rest of the Division as well as other Free-mo builders.



Mike's modules included in the Free-mo display at the Great Scale Model Train Show in Timonium on April 9, 2011

ACHIEVEMENT PROGRAM NEWS

PJ MATTSON, MMR & DICK GENTHNER, MMR

I'm writing this in August, but you can tell summer must be coming to an end since Bob Clegg says "Clinkers" will be coming out soon, and he needs the AP News for the September issue.

During the summer not much has happened in the AP world with a few exceptions... Mike Scotto has qualified for the Golden Spike Award and his certificate will be presented at a future meet. Congratulations Mike. Dave Albertson is working on several scratch built structures and will have them ready for judging in a month or so. Tom Griffiths is taking his HO model of a steam inspection engine with him on a trip to Great Britain to have it judged at the British Region meet next month.

Other than these I have nothing else to report.

It does seem that we are in an AP summer slump, so I thought I would write some words on how to get started in the Achievement Program in hopes of drumming up some business for PJ and myself.

The place to start has to be getting a Golden Spike Award. If you don't have one, read on because you will find it is relatively easy and you may find that you already have completed all the requirements. A copy of the Golden Spike Award application form is included in the online extras section of every issue of *Clinkers*, and if not, it is always available on the NMRA website under the heading of "Education Programs" <Achievement Program>. There you will see that there are

only three items on the check list:

- Rolling Stock,
- Model Railroad Setting
- Engineering

Note that on this same web page you see some added explanation of the three items and a source for definitions.

Each of these categories has an explanation as to what must be presented for inspection to qualify. It's important to note is that none of the check list items has to be JUDGED, but they do have to be WITNESSED by an appointed member of the Division. Of course you must also be a member on the NMRA and show your current membership card.

In my experience over the last 20 years with the Achievement Program, the most difficult part of the GSA is the first item, namely "Display 6 units of rolling stock, either scratch built, craftsman kits or super detailed commercial models". Again note no judging is involved, only displaying your finished models to the witness. If you have been building a few challenging rolling stock kits for a while you probably already have completed this item. If you have a question of what is meant by the terms scratch built etc., the NMRA website is the source for definitions. The next two items are pretty well explained on the Application form. For instance, "the 8 square feet of layout with scenery" could be a 2' X 4' section of a modular layout with scenery.

The last item requires some ballasted track

work that can be used by two trains at once along with an added electrical feature.

When you think you have satisfied the entire check list, call either PJ or me and we'll make a date to visit your models. If you want to do part now and part later that's all right. But now is the time to join up with other members and start on your own achievement program by getting involved with the GSA. To my knowledge more than 20 GSA's have been awarded to New Jersey Division members over the years. Some personal advice would be to not make the GSA more difficult than required. The GSA is meant to be an introduction to the Achievement Program and is not difficult, just meet the check list requirements and have your work witnessed. You can get the items witnessed and the form signed by either PJ Mattson or myself, Dick Genthner. Before you know it you'll be standing up in front of the Division meet to receive your own Golden Spike Award. My hope with this short article is to peak your interest in the NMRA Achievement Program and get you started along the path to becoming a Master Model Railroader.

That's all the AP news for this month. Hope to hear from you soon that you are ready for a Golden Spike Award inspection.



PJ Mattson, MMR
pj mattson@comcast.net
856 467 0421

Dick Genthner, MMR
agent1@optonline.net
732 462 0216

MODEL CONTEST NEWS

BILL GROSSE, JR.

It is that time of year already; summer is coming to an end, but I look at it as a good time. I will have more Model Railroading Time.

I look forward to our NJ Div. meets, the MER Convention, Model Railroad Shows and open houses, along with more modeling time at home.

Hopefully some of you had time to do a new summer project or found an old one to dust off and fix up for one of our upcoming contests.

Please plan to bring a model to show on the contest table. You could win your NJ Division activity fee for next year and a certificate. You may also be helping a fellow modeler by showing your work. I often hear members talking at the Contest Table about what they see, and ideas they get from looking at other member's work.

Another reminder to everyone: Please come to the contest table to see the models presented and VOTE for your favorite. Place your vote as a thank you to the members that have shown their models.

We had a very good showing at the contest table at the Lakewood meet in May. There were six models entered in the "Detailed and Weathered MOW Cars" category. There were also several models shown for display only.

At the close of voting Frank Neufeld had the lead with his snow plow car, followed very closely by Howard Lash with his 40' motor rail car. Frank said he wanted the award to go to the second place finisher since he has recently won several

contests and wanted to give someone else a chance, so Howard received the the free year.

The rest of the contest entries were:

- Mark Hartnett with his LV work car,
- Rich Olszewski with his DEP requirements (Porta-Pot on work train trailer),
- Tom Wortman with his MS&K truck flat car
- Glyn Thomas with his ballast spreader.

Our September contest will be "Detailed Main Street Structures" when we meet in Swedesboro.

One additional thought about the September meet is the visit to SMS Railroad in the afternoon, where some of you may find prototype ideas to use for a future contest, so ask questions and take pictures.

Future Contests currently scheduled are:

- November, Delanco:
Detailed Flat Cars with Load
- January, Haddon Twp:
Favorite Passenger Car(s)/Train
- March, Hamilton Twp:
Detailed Display/Diorama/Module
- May, Location to be announced,
Detailed Diesel Locomotives

If you have any model contest suggestions, recommendations, or requests, be sure to see me at the contest table or put a note in the suggestion box at the sign in table.



Garden State Continued from page 1

Since then, we have been meeting and operating at members home layouts. A few of the members have been building and operating a new G gauge Garden Railroad.

Finally, in June 2013 the InfoAge Science Center in Wall, NJ asked us to lease space in their science center. The science center was originally built by Marconi in the early 1900's. It has had many uses including being a part of

the US Army's Communication Center during World War II.

The new space needs a lot of work, but the club members are up to the task and are anxious to get started. The new layout will be built from the ground up in a 25' X 50' space with possible expansion available.

Stay posted for pictures and video of the progress on the club website www.gardenstatecentral.com

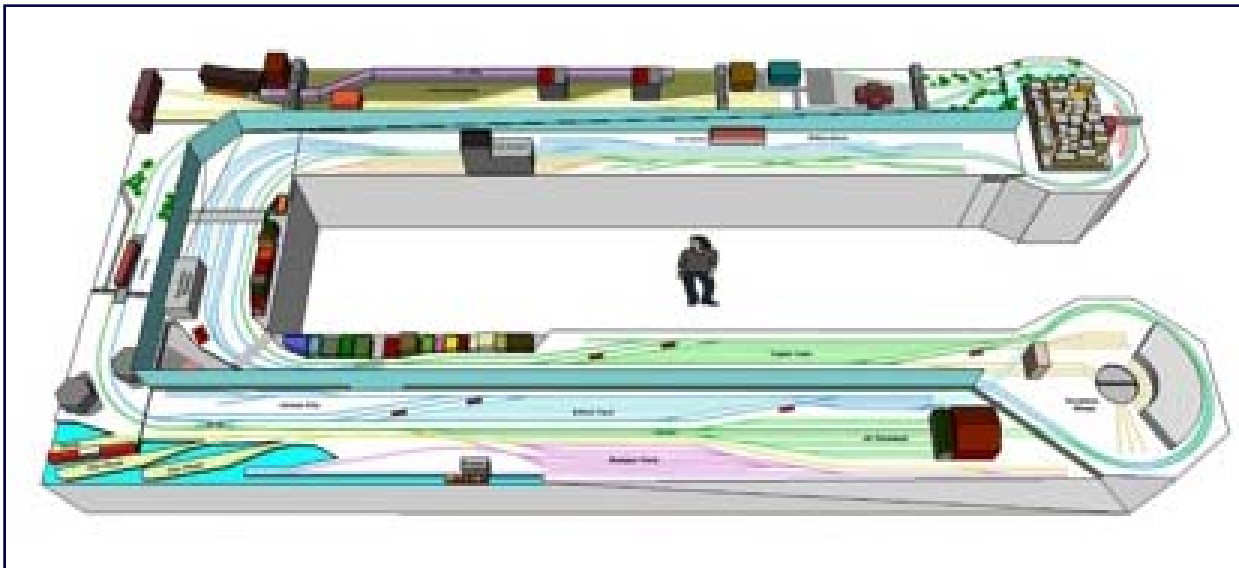
View Continued from page 3

Also on tap will be about 40 clinics. Again there will be names you know: Neil Besougoloff, editor of Model Railroad Magazine, Tony Koester, recent past NMRA director and prolific author, Paul Dolkos, and John Glaab, both of whom have contributed several articles seen in model railroad publications.

Most rooms are already sold out at the convention hotel, but others are available at the hotel right next to it, so now is the time to make plans, get your hotel reservations and come to what will be another terrific MER Fall Convention.

For more information go to the web site:

<http://home.comcast.net/~candp2013/>



A conceptual design view of the new railroad at the Garden State Model Railroad Club's future railroad in the InfoAge Science Center in Wall, NJ

Introduce a friend to model railroading at the next meet!

**C & P Junction
MER Convention**
Rockville Crowne Plaza
Columbus Day Weekend
October 10-13, 2013

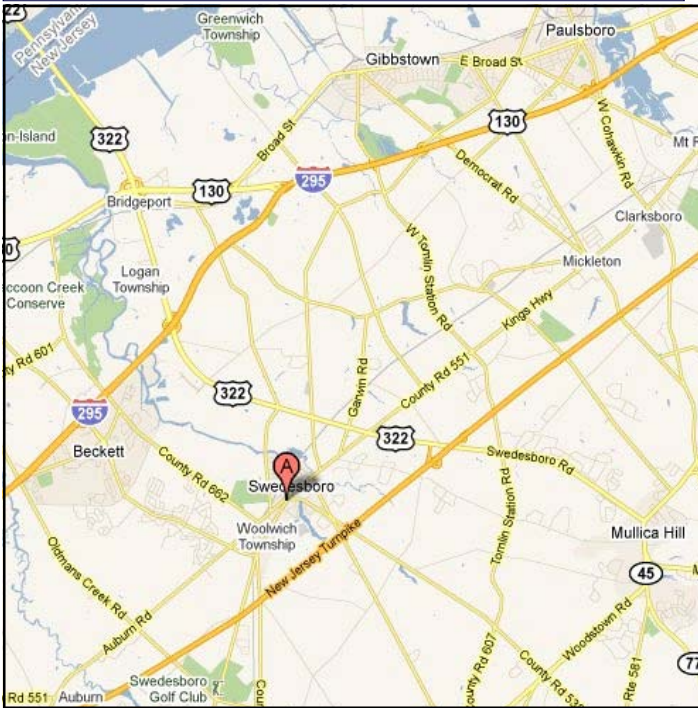
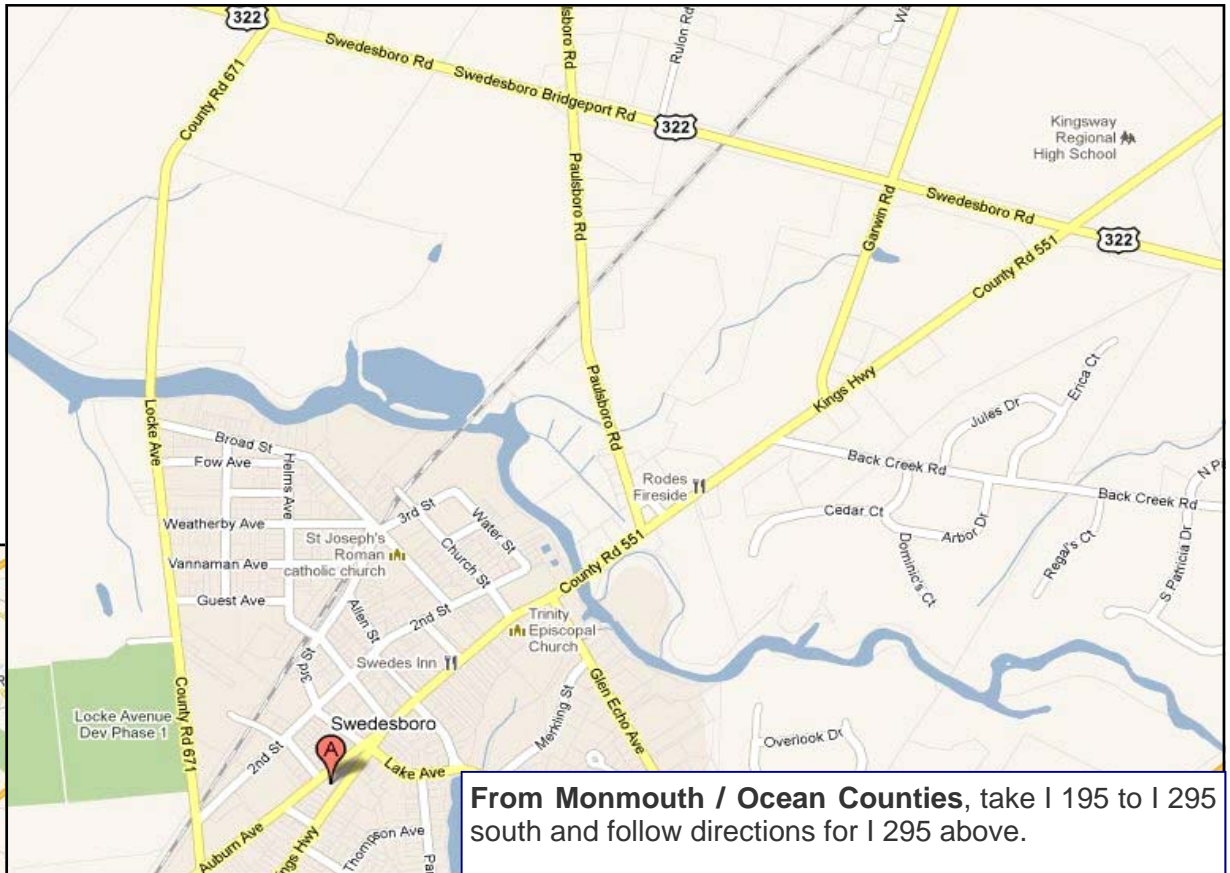
**ACHIEVEMENT PROGRAM
GOLDEN SPIKE AWARD
APPLICATION FORM**
is on page 11 in *Online Color Extras*.

MAPS AND DIRECTIONS FOR THE MAY MEET

From the NJ Turnpike, take exit 2 then proceed west on US 322 to County 551, King's Hwy. Turn Left on 551 and continue to the fire house which will be in the center of the fork in the road between Kings Hwy and Auburn Ave.

From I 295 north or south, take exit 11A and proceed east on US 322 to County 671. Turn right onto 671 and follow to Auburn Rd. Turn left and the fire hall will be on your right a few blocks up.

From NJ 55, take exit 50B onto US 322 west. Follow US 322 west to County 551, King's Hwy, and turn left. Continue to the fire house which will be in the center of the fork in the road between Kings Hwy and Auburn Ave.



From Monmouth / Ocean Counties, take I 195 to I 295 south and follow directions for I 295 above.

From Atlantic / Cumberland / Cape May Counties, use your favorite route to NJ 55 north and follow directions for NJ 55 above. For Atlantic County US 40 and for Cape May, US 9 north to NJ 50 north to NJ49 west are possibilities.

From Philadelphia and other points in Pennsylvania, use the Commodore Barry Bridge and US 322 east to County 551, King's Hwy, and turn right. Continue to the fire house which will be in the center of the fork in the road between Kings Hwy and Auburn Ave.

NMRA Garden State Division Fall Meet

Saturday, October 5th, 2013, 9:30 am

Eric S. Smith Middle School

73 Monroe St.

Ramsey, NJ

Meet Activities:

Rapid Prototyping by Bryan Bussey

Under the Table Roundhouse by Fred Dellaiacono

“Bring 'n' Brag” Session

Door Prizes

Achievement Program Judging

After the meet there will be two home layouts,
two clubs, and a museum to visit:

Fred Dellaiacono's "HO" Scale Ramapo Central

Ted Brandon's "On30" Scale Rio Verde Line

Ramapo Valley Railroad Club

New York Society of Model Engineers

Mahwah Museum Donald Cooper Railroad

Maps and directions to layouts will be available at
meet.

For additional details about and directions to the
Meet, use this link to the GSD Newsletter:

<http://www.nergds.com/upcoming.html>

A \$6.00 Activity Fee covers the hall rental and
other expenses.



EXCLUSIVE NEW JERSEY DIVISION CAR

Don't be left out!

Your New Jersey Division has teamed with Bowser
Manufacturing to bring you this

PRR H-30 covered hopper

These freight cars are similar to the standard Bowser
offering, but have subtle “return to...” lettering that makes
them uniquely South Jersey even though they were found
throughout the Pennsylvania Railroad system and its
connections. The build date is 5-35 so they are
appropriate for all eras from steam through the early 70s.

**These ready to run cars will be available at the
September meet!**

The price is \$25 each

a set of four different numbers is \$90.


If you have questions, or to reserve yours now, email
BobcatCS@comcast.net with “H30” in the subject line or
call 856 696 0463

MAY MEET TOUR PHOTO PREVIEW



Photos from our first trip to SMS in May 2011. It will be interesting to see what they've done with the 0-6-0 (lower left). The running gear had been sent to Strasburg for some major rebuilding, new tires (yes they really are called tires) and the like.





ACHIEVEMENT PROGRAM GOLDEN SPIKE AWARD APPLICATION FORM

PLEASE COMPLETE THIS APPLICATION FORM AND SEND TO YOUR REGIONAL OR DIVISIONAL AP CHAIR

Member's Name: _____ NMRA#: _____ EXP: _____

Address: _____ City: _____

State/Prov: _____ Country: _____ Postal Code: _____

Date Submitted: _____ Region: _____

The Golden Spike Award will be awarded to any NMRA member who has completed the Qualifications Checklist, obtained the necessary signatures and who does not hold MMR status. It will be administered by the regional and divisional AP Chairs. AP regulations and definitions apply for scratch building and super detailing. To qualify for the award the member must complete the following checklist, obtain the signature of the divisional AP Chair or another NMRA member designated by the divisional Chair. The divisional Chair will submit the signed form to the regional AP Chair who will issue the Golden Spike Award certificate.

QUALIFICATIONS CHECKLIST:

1. Rolling Stock (Motive Power & Cars):

Display six units of rolling stock either scratch built, craftsman kits or super-detailed commercial kits.

2. Model Railroad Setting (Structures & Scenery)

Construct a minimum of eight square feet of layout including scenery.

Construct five structures either scratch built, craftsman kits or super detailed commercial kits. If a module has less than five structures, additional structures separate from the scene may be presented.

3. Engineering (Civil & Electrical)

Three types of track required (e.g. turnout, crossing, crossover, etc.). All must be properly ballasted and installed on proper roadbed. Commercial track may be used.

All installed track must be properly wired so that two trains can be operated simultaneously (e.g. double track main, single track main with sidings, and block or command control).

Provide one additional electrical feature such as power operated turnouts, signaling, turnout indication, lighted buildings, etc.

Witness: _____ Print Name: _____ NMRA #: _____

Regional AP Chair: _____ Region: _____

MAY MEET TOUR PHOTO PREVIEW



A few more photos from our first trip to SMS in May 2011.

