

Train Orders

Official Newsletter of the New Jersey Division,
Mid-Eastern Region, National Model Railroad Association



September 2019

Volume 30 Number 4

Achievement Program Certificates Awarded to New Jersey Division Members

By Bill Grosse

Recently three NJ Division members received “Achievement Program Certificates” (AP) in 2019. Another member will receive two AP’s and will be acknowledged in the next issue of Train Orders. Congratulations to all recipients of these awards, nice job!

The AP Certificates are presented upon acceptance of proof for meeting the requirements of the certificate. There are 11 AP categories .

Master Model Railroader (MMR) is achieved after being awarded seven or more AP certificates.



Left

**NJ Division AP Chairman
P. J. Mattson, MMR, presenting the
Association Volunteer Certificate
to Chuck Higdon.**

This is Chuck's second AP Certificate

Upper Right

**N J Division AP Chairman
P. J. Mattson MMR presenting the
Model Railroad Author Certificate
to Bob Price**

This is Bob's seventh AP Certificate

Lower right

**NJ Division Superintendent
Bill Grosse presenting the Model
Railroad Author Certificate
to P. J. Mattson**



Next Division Meet

Saturday September 14, 2019
9 a.m. to 12:00 noon
Brick Elks Lodge
2491 Hooper Avenue
Brick, NJ 08723

Contest: Photos; Model and Prototype
Clinics:

Ralph DeBlasi
How to Design and Produce Open
Loads

Rick Spano
How to Make Removable Scenery
and 3D clouds.

Layout Tours:
Saturday 1 p.m. to 5 p.m.

Swap Tables:
Bill Grosse 609 532-3431

In This Issue

September Meet	1
Schedules	2
View From The Cab	3
Model Contest News	4
Clinics	5
Do U Remember ?	6
NJ Div Member Update Form	7
Map and Directions	8
Layout Tours	9
Golden Spike Appl. Form	12

Train Orders

Official Newsletter of the New Jersey Division
 Mid-Eastern Region, NMRA
 P.O. Box 8694
 Trenton, NJ 08650

[www.https://njdivnmra.org/](https://njdivnmra.org/)

Train Orders is published 5 times per year for the NMRA members and friends of the New Jersey Division. Online newsletter always available at NJ Division website. Mailed hardcopy newsletter is \$7.00 per year. The opinions expressed do not necessarily reflect those of the Division. Products and publications mentioned in Train Orders in no way constitute an endorsement by the Division.

Contributing to Train Orders

Train Orders welcomes contributions from the New Jersey Division membership. Letters, articles, photos and other items may be emailed to the editor, Fritz Plenefisch, at fplen3@verizon.net. Please include return postage if you would like materials returned.

Deadline for the next issue: October 10, 2019

Board of Directors 2018-2019

Superintendent

Bill Grosse
njdiv.super@gmail.com
 609 532-3431

Clerk

Joe Zebrowski
 609 268-9451
trackjack@comcast.net

Director-Layouts and Newsletter

Chuck Higdon
 732 914-1161
vze5crrw1@outlook.com

Director-Communications, Website and Member Contact

Geert Marien
 732 757-1061
geert@mindspring.com

Asst. Superintendent and Director of Clinics

John Gallagher
johnvgallagher39@gmail.com
 856 228-2239

Paymaster - Bookstore and Door Prizes

Mike Prokop
njwrr@aol.com
 609 586-9818

Director-Contest Chair

Jack Menaker
 732 908-6517
jackmenaker@yahoo.com

Division AP Chair

PJ Mattson, MMR
 856 467-0421
pjmattson@comcast.net

Visit us at <https://njdivnmra.org/> and join us on
 Groups at <https://groups.io/g/NJDivNMRA>

Schedules

NJ Division September Meet

Saturday September 14, 2019

Brick Elks Lodge
 2491 Hooper Avenue
 Brick, NJ 08723

Contest: Photos; Model and Prototype

Next Board Meeting

Tuesday October 22, 2019, 7p.m.

Host-Mike Prokop

Please let us know if you plan to attend
njwrr@aol.com

NJ Division November Meet

Saturday November 9, 2019

Cumberland County Community Church
 1800 East Broad Street
 Millville, NJ 08332

2019 Northeastern Region

NMRA Convention

September 19-22, 2019

Liverpool, NY

[www. empirejunction.org/home](http://www.empirejunction.org/home)

2019 MER-NMRA Convention

Hosted by the Philadelphia Division

Liberty Bell Special

October 10-13, 2019

Crown Plaza Philadelphia-King of Prussia,

ACHIEVEMENT PROGRAM GOLDEN SPIKE

AWARD APPLICATION FORM

is on the last page of the Train Orders

NJ Division Area Hobby Shops

* AAA Hobbies & Crafts

706 N. Whitehorse Pike, Magnolia, NJ 08049
 (856) 435-7645
www.AAAHobbiesandCrafts.com

* Sattler's Hobby Shop

14 Haddon Ave.
 Westmont, NJ 08108
 (856) 854-7136

* The Train Room

715 Arnold Ave. Pt. Pleasant Beach, NJ 08742
 (732) 892-5145
www.thetrainroomNJ.com

* Trainpops Attic

400 Mill Street, Bristol, PA 19007
 (215) 788-2014
<https://trainpopsattic.com>

* Yankee Dabber - Track 33

101 W. Kings Hwy, Bellmawr, NJ 08031
yankeedabber@aol.com

* Offers discount to NMRA members.
 Must show Current Membership Card

Membership Information

Any person who is a member of the NMRA and lives within the boundaries of the NJ Division as defined by the NMRA is also a member of the division. Non member guests are welcome to attend three of our meets, after which they will be asked to join the NMRA.

NJ Division Annual Activity Fee:

\$10.00 (optional and includes 5 meets) or individual meets \$5 at the door.

First time guests, no charge!

National Model Railroad Association
 P.O. Box 1328Soddy Daisy TN 37384-1328
www.nmra.org

View From The Cab

By Bill Grosse, Superintendent

Wow, September already, time for plenty of activities to begin in the NJ Division again as we start another fiscal year.

2019/2020 Member Information Update Form

The Member Information Update Form has been included in both versions of this newsletter. Please fill it in and return it via email, print and send USPS, or in person at the next meet you attend.

The NJ Division annual activity fee remains at \$10, with the single meet fee of \$5 for those who do not wish to submit the annual fee.

If you choose to receive your Train Orders Newsletter via the 8 page paper version, you must prepay the \$7 mailing fee. It will not send without this prepayment.

Elections

Ballots for the election of Directors have been sent to eligible members, electronically by Election Buddy, and paper ballots to those who have not provided a working email address. Candidate information has been supplied with the ballots.

You are voting for four Directors from the list of four Candidates, if you wish to write in your own choice(s) you have the option of adding up to four write in Candidates. Vote for a total of four. If you prefer to abstain from voting, check the abstain box, do not enter any Director votes.

You will also be voting for one Candidate to fill the Unexpired Term of Director-Secretary/Clerk for one year. This is the unexpired Term of Tom Lavin that is currently being performed by Joe Zebrowski. You will vote for one choice, a write in space is available for this, along with an

abstain from voting box.

Please make sure you complete your vote and submit your ballots by September 10, 2019.

If you have recently renewed your NMRA membership, but have not received a ballot, contact me ASAP, with information in this newsletter, to make sure you receive a ballot.

September Meet Business Meeting

At the September 14th meet in Brick, NJ, we will have our Annual Business Meeting at 9am. A report on the plans for the NJ Division 2019/2020 fiscal year, along with a Financial Report from the Paymaster will be presented. Special presentations may also be included.

Liberty Bell Special, 2019 MER, NMRA Convention

Our neighboring Philadelphia Division, is hosting the Liberty Bell Special - 2019 MER Convention October 10-13, 2019, in King of Prussia, PA.

Many Philly Division Members helped us when we hosted the 2015 MER Convention in Mt. Laurel, NJ. So please consider offering some help, even a few hours would help. It can be offered as Clinician, Room Monitor, White Elephant/Auction assistance, Door Prize Room, etc.

Contact me or check the libertybellspecial.org website to offer help.

NJ FREEMO at Liberty Bell Special

The Freemo Modules of Bill Grosse and Mike Prokop will be set up at the Convention. Running One hour Ops sessions will be run during the convention, along with some free running time. We will be available to answer questions about

Freemo and to offer information and the real history of our modeled scenes.

Feel free to come run trains and hang out with the Jersey guys for a while at the convention.

New Jersey Division By-Laws Update

We reviewed the By-Laws of the NJ Division to make sure we are up to date and to include new sections within the Election of Directors.

The information of our Registered Business Address and Registered Agent has been updated.

Due to the requirements to attend Board Meetings, the input and guidance provided by, and the many hours provided to assemble the Train Orders Newsletter by the Editor (currently Fritz Plenefisch), the Board has voted to add an eighth Director's position.

This position will be elected annually by the Board at the reorganization meeting that follows the September meets. It can only be held by the Train Orders Newsletter Editor. Who will have the rights, privileges, and voting power of the Directors with the exception of voting for himself. In the absence of an Editor the position will be vacant.

Strasburg Model Railroad Club

The Strasburg Model Railroad Club Layout will be on display at Strasburg, PA during the weekends of; 9/27-30/2019, 10/4-7/2019, 10/12-14/2019, 10/19-20/2019, and 10/26-27/2019. The club is asking for any and all help to operate and keep an eye on the layout during these weekends.

Contact me if you may be interested.

These are the weekends that N & W J 611 will be running at Strasburg Railroad, along with Strasburg Class M Steam #475.



Model Contest News

By Jack Menaker, Model Contest Chairman

Welcome back to all the members who help make the modeling contest work. Hope everyone had a great summer with the warm beautiful days (we don't count the rainy ones).

This article is a wrap up of what we did and what to expect.

First, in 2019, we held contests in January and March. January was for a new topic. We challenged our members to produce a 12" x 12" diorama related to railroading. We had eight (8) contest entries.

In March, we challenged our members to a contest to show us a detailed weathered tank car. There were 8 entries.

In May we didn't have a contest due to it

being a joint meet. There were no meets in June and August.

We are now ready to see all entries in our 2019 Fall meet to be held in Brick NJ on Saturday Sept. 14th.

The contest will be our Photograph contest. Have a picture of your model railroad? Have a photo of some 1:1 train? We will be giving certificates and vouchers to two winners. One for Model Picture and one for Life Sized Train Photos.

The schedule for the upcoming
 meets is as follows:

November 2019 – Railroad Structures

January 2020 – Detailed Baggage / Mail Cars

March 2020 – THE BOXCAR CHALLENGE
(The details)

The boxcar must be recognizable!

It can be all beat up.

It must be identifiable as a former boxcar.

You cannot make furniture using the boxcar boards and pieces.


Size Matters!

For O scale, the diorama must be 20" x 12"

For HO scale, the diorama must be 10" x 6"

For N scale, the diorama must be 5" x 3"

Other than the above rules, the sky is the limit. Use your imagination, and good luck.

May 2020 – Detailed Industrial Structures
 (assembled Kitbashed kits are OK) 

Current 2019 Contest Winners



January
 The Winner was Richard Kitz with a very well detailed Engine House.

March
 The Winner was Frank Neufeld with a very small detailed Logging Tank Car.



Clinics for the September Meet

By John V. Gallagher, Director of Clinics

Welcome back to the NJ Division meet for September! I hope your summer gave you time to participate in recreational events, take a trip or vacation, attend the NMRA National Convention in Utah, or escape the summer heat to your basement where you made some significant progress in model railroading.

The Clinics

Model railroading scenery allows us to use our creativity and solve problems that go beyond building a setting of our railroad within the beauty of nature. Scenery places our model pike in some location where the track appears to overcome the natural landscape challenges of hills, valleys, waterways, and towns, cities, and other “obstructions.” At a recent visit to **Rick Spano’s** beautiful N scale layout, I followed the right of way of his track and noted the line entered a tunnel under a substantial mountain. My being Irish, and a devoted victim of Murphy’s Law, I wondered how Rick would deal with a derailment or stalled locomotive or other impediment within that tunnel. I model in O scale so while tunnels become places for Murphy events, I can usually rescue the equipment that entered the tunnel but did not reappear. I just reach through the tunnel porthole and grab the train [mainly a trolley in my case]. Just try to do that in N scale! I asked Rick how he would access a train in the tunnel. He stepped forward and removed a significant portion of

the mountain. The removed piece was completely disguised. I asked Rick to show us techniques for members to use on their layouts, making removable scenery that looks permanent. Rick will cover **how to make removable scenery** and also cover **how to make 3D clouds**. Don’t miss his creative techniques.

A couple of years ago, **Ralph DeBlasi** presented an informative clinic on how to weather covered hopper cars. He demonstrated his techniques coupled with photos of prototype hopper cars in service. Ever since that clinic, I observe prototype hopper cars differently, especially looking for evidence of marks of hammering the body to loosen granular contents for hopper discharge. Ralph returns with a clinic on open loads. He recalls taking older “blue box” kits of flat cars and gondola cars and producing loads with some scratch building techniques to give those cars purpose in their transportation role. Open loads articles appear frequently in the modeling press. While Ralph models in HO scale, his clinic applies to all modeling scales. Ralph will show us **how to design and produce open loads**.

Clinic Volunteers for Fall 2019 and Spring 2020

Our meets provide educational programs of interest to model railroaders. The majority of clinic presenters come from our own membership. I need between 10 and 20

volunteers to step forward and inform us about their techniques and knowledge on some aspect of modeling and the prototype **each year**. Many do sign up on the clipboard that I pass around each meet and we all thank you for volunteering. Our attendance varies about 70 to 100 members each meet so 10 to over 20% of members step forward. I don’t want to “go to the well” too often. What can you offer, those who attend but haven’t offered to present? If you have concerns about presenting, talk to me. I can help. What do you do well? Can you show us a technique you successfully use? Don’t worry about a concern that “everybody knows how to do that.” Everybody doesn’t! You may use unique techniques or applied techniques you learned from a recent model magazine article. Perhaps, you also build dioramas of military scenes. How can we apply your techniques to model railroading? Do you do paint pictures? I recently learned some techniques from my barber whose hobby is painting. That applies to backdrop painting. How about telling us about your favorite prototype, illustrated by video, photos or movies from your personal collection?

Step up! We want to learn from you. Thanks for all who volunteer and those who will join the clinics team. Also, please continue to recommend clinic presenters from within and outside NMRA.



Do U Remember?

By Fritz Plenefisch

The intent of this column is to show older models and items used in our modeling efforts. Needed is your input to help fill this column. Contributors will be acknowledged in the column header. We hope to make this a twice a year event.

These can be in assembled or in kit form, but not limited to trains, buildings, bridges and line side items. Instruction sheets and older advertisements would be nice .

Also any materials used to build these items and to finish them, such as Ambroid Glue, Duco Cement, track gauges for hand laying track along with fiber tie strip, paint, tools etc. Track cleaning solutions and track cleaning cars are another interesting category.

I strongly urge anyone with an item or idea to please contact me, fplen3@verizon.net or any Board Member. I will assist you with any preparation such as preparing text, research and/or photo editing.

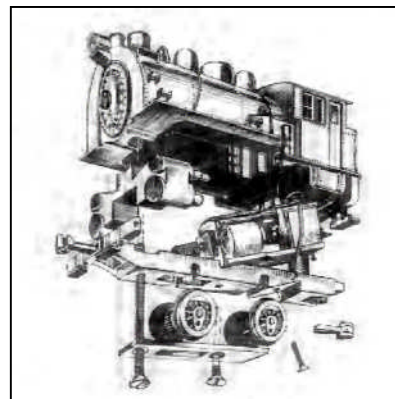
Some items on the wish list are; Baker Couplers, Fiber Tie Strip, Tru-Scale milled wood roadbed, Early Bridge Rectifier to convert your Lionel transformer to DC Voltage, Ulrich cars and a 50s era Walthers switch machine. I'm sure you can think of many more, please let us know.

Contributors for this issue are; Chuck Higdon, Jim Peoples and Fritz Plenefisch



Varney's HO "LIL JOE" 0-4-0 Saddle Tank Switcher.

This was a very popular locomotive kit that sold for \$15 in the late 1950s. It was easy to assemble and ran well.



ALL- NATION LINE 0 Scale box car.
 Car body is wood with stamped metal sides, ends, doors and roof fastened to the body.



Strombecker Reefer HO Gauge
 Wood body with thick paper Sides, Ends and Roof plus a bag of powdered cement to assemble the model.

Trucks and couplers not included

NJ DIVISION MEMBER INFORMATION UPDATE FORM FOR 2018/2019

Please Complete and Return to the New Jersey Division

Name: _____
Address: _____
City, State, Zip: _____

Online / Email Newsletter Only	No Charge
Mailed hardcopy of newsletter (Optional)	\$7
Annual Activity Fee (Optional)	\$10
Total Amount Enclosed -	\$ <input type="text"/>

Contact Information

Home / Cell Phone: _____

E-mail Address: _____

If you have a website, the address: _____

May we share your phone number with other members? ----- Y / N

May we share your e-mail address with other members? ----- Y / N

Do you want your Train Orders e-mailed? ----- Y / N

May we eliminate your hardcopy version of Train Orders? ---- Y / N
(Yes only if you will access Train Orders online or via e-mail)

Would you like to receive e-mail notices of New Jersey Division
Special Events? *At most 1 per month!* ----- Y / N

To be included in the NJDivNMRA groups.io, please submit your request
online through the groups.io page. njdivnmra@comcast.net for more info.

Modeling Information (Optional)

Do You have a layout? ----- Y / N, In which Scale(s) do you model? _____

If yes, can you be open at meets? --- Y / N If yes, best meet location? - _____

What is the name of your railroad? _____

Prototype(s) followed, if any? _____

NMRA Member Number: _____

NMRA Expiration Date: _____

Division Expiration Date (Office Use Only)

Thank You for being part of the NMRA
and the New Jersey Division

Can you help your division in any way? ---- Y / N

If so, in what way are you willing to be involved ?

Make Checks Payable to:

NJ Division, NMRA

Return to: New Jersey Division

PO Box 8694

Trenton, NJ 08650-8694

Directions to the September Meet

Meet Location: Elk's Lodge, 2491 Hooper Ave., Brick Township, NJ 08723

From the North via the parkway, take exit 89 toward NJ-70/County Rd 528/Brick/Lakewood.

0.3 mi, Keep right to continue on Exit 89C, follow signs for County Road 528

0.4 mi, Keep right at the fork to continue toward Airport Rd

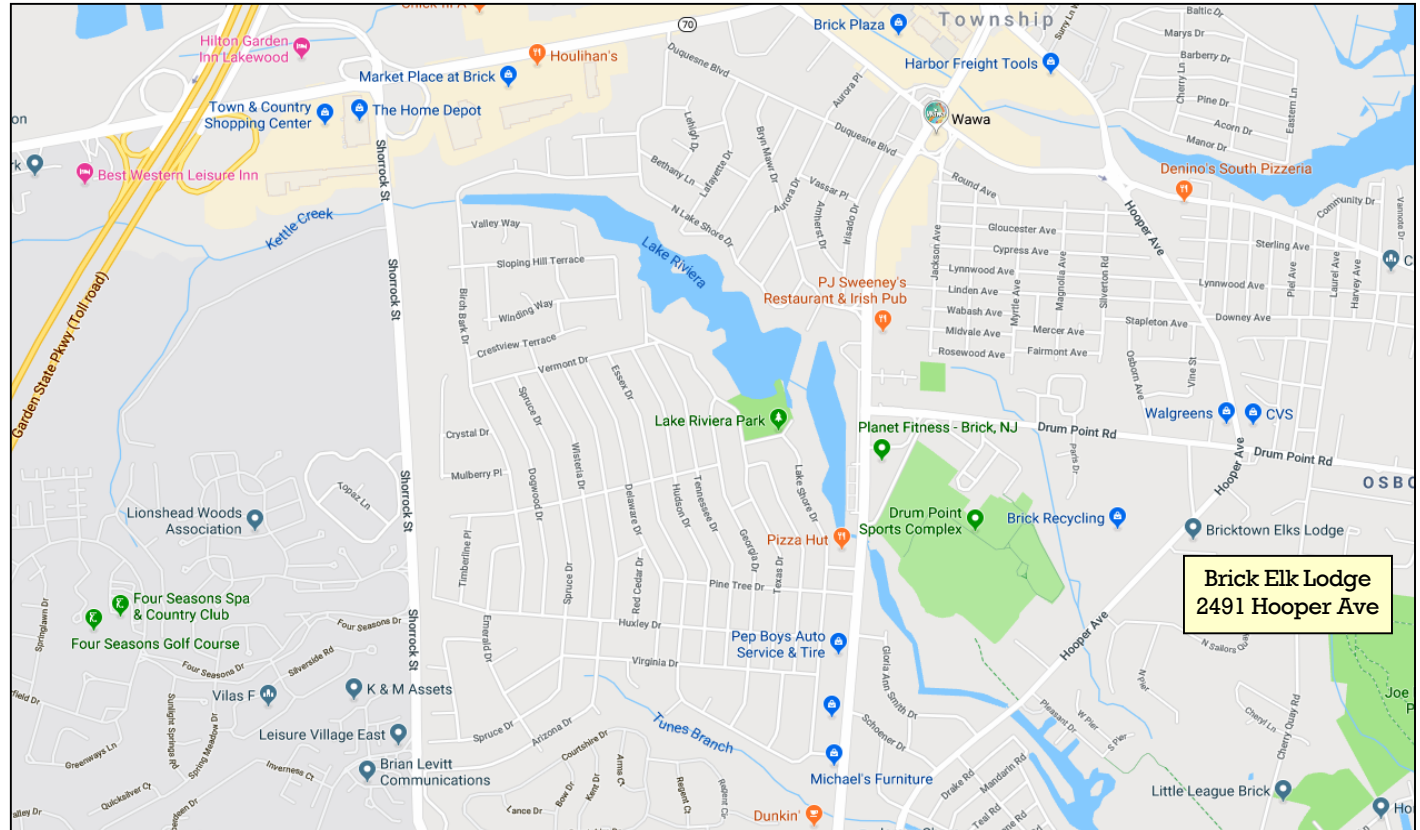
256 ft, Turn right onto Airport Rd

0.1 mi, Turn right onto Cedarbridge Ave (528)

1.4 mi, Continue straight to stay on Cedarbridge Ave

0.8 mi, Turn right onto Hooper Ave
Destination will be on the left

0.9 mi, 2491 Hooper Ave



**Brick Elk Lodge
2491 Hooper Ave**

From the West get to NJ-70 East, Turn right onto Cedarbridge Ave

0.8 mi, Turn right onto Hooper Ave
Destination will be on the left

0.9 mi, 2491 Hooper Ave

From the South via the Parkway, take exit 89 toward NJ-70/County Rd 528/Brick/Lakewood

0.4 mi, keep left

0.3 mi, Take exit 89B toward Cedarbridge Ave

0.3 mi, Keep right at the fork and merge onto Cedarbridge Ave

0.8 mi, Continue straight to stay on Cedarbridge Ave

0.8 mi, Turn right onto Hooper Ave

Destination will be on the left, 0.9 mi, 2491 Hooper Ave

Second Section

Layouts open for viewing for the September Meet



Ed Elwell provided the above photos of his layout that is based a section of the Pennsylvania Railroad

Chuck Higdon provided the photos below of his Key West and Northern Railroad





Ray Russell provided the two photos above of his Norfolk and Western themed Railroad

The two pictures below are of Ken Stockton's Raritan River layout.

Photos by Chuck Higdon






The Lakewood Club has 2 layouts. The HO layout is sections of the New York and Long Branch to Bay Head, NJ and an O gauge 3 rail layout.

Photos by Frank Neufled.

Below is Jack Menaker's New Jersey Mercantile RR, based on an Urban/Industrial theme.

Photos by Jack Menaker.





ACHIEVEMENT PROGRAM GOLDEN SPIKE AWARD APPLICATION FORM

PLEASE COMPLETE THIS APPLICATION FORM AND SEND TO YOUR REGIONAL OR DIVISIONAL AP CHAIR

Member's Name _____ NMRA#: _____ EXP: _____

Address: _____ City: _____

State/Prov: _____ Country: _____ Postal Code: _____

Date Submitted: _____ Region: _____

The Golden Spike Award will be awarded to any NMRA member who has completed the Qualifications Checklist, obtained the necessary signatures and who does not hold MMR status. It will be administered by the regional and divisional AP Chairs. AP regulations and definitions apply for scratchbuilding and superdetailing. To qualify for the award the member must complete the following checklist, obtain the signature of the divisional AP Chair or another NMRA member designated by the divisional Chair. The divisional Chair will submit the signed form to the regional AP Chair who will issue the Golden Spike Award certificate.

QUALIFICATIONS CHECKLIST:

1. Rolling Stock (Motive Power & Cars):

Display six units of rolling stock either scratchbuilt, craftsman kits or super-detailed commercial kits.

2. Model Railroad Setting (Structures & Scenery)

- Construct a minimum of eight square feet of layout including scenery.
 Construct five structures either scratchbuilt, craftsman kits or superdetailed commercial kits. If a module has less than five structures, additional structures separate from the scene may be presented.

3. Engineering (Civil & Electrical)

- Three types of trackage required (e.g. turnout, crossing, crossover, etc.). All must be properly ballasted and installed on proper roadbed. Commercial trackage may be used.
 All installed trackage must be properly wired so that two trains can be operated simultaneously (e.g. double track main, single track main with sidings, and block or command control).
 Provide one additional electrical feature such as power operated turnouts, signaling, turnout indication, lighted buildings, etc.

Witness: _____ Name: _____ NMRA #: _____

Regional AP Chair: _____ Region: _____