

Train Orders

Official Newsletter of the New Jersey Division,
Mid-Eastern Region, National Model Railroad Association



September 2020

Volume 31 Number 4

In The Virtual World For Our September Meet

By Bill Grosse

We know the virus and government are still controlling our lives and activities, including our hobby time with friends.

I hope that everyone is still following the guidelines and is remaining healthy.

Since no one knows when large groups will be allowed to get together safely indoors, we are going to have another virtual meet on September 12, 2020.

We had a pretty good May 16th meet, for our first virtual meet, with our Division hosting the 8th Annual Joint Meet with the Garden State Division.

The New Jersey Division Board Members have decided it is the best to continue for the future. We are keeping our members well being in mind, though it would be nice to see all of you in person again.

The Garden State Division had a virtual meet on August 1, and the NJ and Philadelphia Divisions will be using virtual meetings for our September Meets, also for Board Meetings, using the service named - FreeConferenceCall.com

This is a free service, as the name applies, to use for up to 1000 people to have meetings, video conferences, presentations, and more. It does not require you to have an account to use.

I will send out a link for you to use to join the meet in an email blast. If you are not on the email list, contact me at njdiv.super@gmail.com to receive the link. Once you open the link you click the join button,

which is only to join the meet. You can use desktop, laptop, tablet, or smartphones. More information will be sent by email updates as links are available or other informational decisions are made.

We are allowing members of other divisions/regions to attend our virtual meets, as long as it doesn't affect our members access. We may be able to attend other meets, contact me if you are interested and I will get clearance for you.

Virtual Meet Guide

Chuck Diljak, GSD Superintendent, with some input from NJD, has put together a Virtual Meet Guide. He used our first joint guide sheet, experiences and input from the first virtual meet, to make a more comprehensive guide. Special thanks to Chuck for his work. A copy of his guide will be provided via email to help us enjoy virtual meets.

What I Did During Covid-19

Starting with this issue, and continuing as long as it takes to include all members submitting items, we are adding a section called - What I Did During Covid-19.

Send us a photo, or a few, plus a short paragraph showing a model railroad project that kept you busy during the stay at home orders. Also send member railroad videos or favorite websites.

We will include these in the newsletter and email updates.



Next Division Meet

Saturday September 12, 2020

9 a.m. to 12:00 noon

This will be a Virtual Meet

Contest:

This is a Virtual contest; Photos of under or overpasses on your layout.

Clinics:

Mike Prokop-Special Trackwork
John Gallagher-Tooling for Model Railroaders and Presenting clinics in the virtual world

Layout Tour (See Page 16)

In This Issue

September Meet	1
Schedules	2
NJ Div Member Update Form	3
View From The Cab	4
Model Contest News	5
Clinics	6
Do You Remember	7
Anniversary Gondola	8
What I've Done on My RR	10
Feet on the Street	12
What We Did During	
Corvid-19 Crisis	13
Open Layout	16
Golden Spike Appl. Form	17

Train Orders

Official Newsletter of the New Jersey Division
 N. J. Division, NMRA
 P.O. Box 276

Crosswicks, NJ 08515-0276
[www.https://njdivnmra.org](https://njdivnmra.org)

Train Orders is published 5 times per year for the NMRA members and friends of the New Jersey Division. Online newsletter is always available at NJ Division website. Mailed hardcopy newsletter is \$15.00 per year. The opinions expressed do not necessarily reflect those of the Division. Products and publications mentioned in Train Orders in no way constitute an endorsement by the Division.

Contributing to Train Orders

Train Orders welcomes contributions from the New Jersey Division membership. Letters, articles, photos and other items may be submitted to the editor, Fritz Plenefisch, at fplen3@verizon.net or to 327 Sharps Lane, Hamilton, NJ 08610-1334. Please include return postage if you would like materials returned.

Deadline for the next issue: October 12, 2020

Superintendent

Bill Grosse
njdiv.super@gmail.com
 609 532-3431

Clerk/Secretary

Joe Zebrowski
 609 268-9451
trackjack@comcast.net

Director-Layouts and Newsletter

Chuck Higdon
 732 914-1161
vze5crrw1@outlook.com

Director-Editor

Fritz Plenefisch
 609 585-7660
fplen3@verizon.net

Director-

Tom Neukirchen
 609 584-5184
t.neukirchen@aol.com

Asst. Superintendent and Director of Clinics

John Gallagher
Johnv.gallagher39@gmail.com
 856 228-2239

Paymaster/ Treasurer - Bookstore and Door Prizes

Mike Prokop
njwrr@aol.com
 609 586-9818

Director-Contest Chair

Jack Menaker
 732 908-6571
jackmenaker@yahoo.com

Division AP Chair

PJ Mattson, MMR
 856 467-0421
pjmattson@comcast.net

Visit us at <https://njdivnmra.org> and join us on
 Groups at <https://groups.io/g/NJDivNMRA>

Schedules

**Joint NJ Division/
 Philadelphia Div. Meet
 Joint November Meet
 Saturday November 7, 2020
 This will be a virtual meet**

Next Board Meeting

Tuesday October 20, 2020, 6 p.m.

Host John Gallagher

Please let us know if you plan to attend
njdiv.super@gmail.com

NJ Division January Meet

Saturday January 9, 2020
 Grace Episcopal Church
 7 East Maple Avenue
 Merchantville, NJ 08109

ATTENTION PLEASE NOTE

NEW JERSEY DIVISION ADDRESS CHANGE

The New Jersey Division has a new mailing address. The former Trenton PO Box is no longer in use.

The new address is:

**New Jersey Division NMRA
 P.O. Box 276
 Crosswicks, NJ 08515-0276**

NJ Division Area Hobby Shops

* **AAA Hobbies & Crafts**
 706 N. Whitehorse Pike,
 Magnolia, NJ 08049
 (856) 435-7645
www.AAAHobbiesandCrafts.com

* **Sattler's Hobby Shop**
 14 Haddon Ave.
 Westmont, NJ 08108
 (856) 854-7136

* **The Train Room Online Store**
www.thetrainroomNJ.com
 e-mail thetrainroomnj@msn.com

* **Yankee Dabber - Track 33**
 101 W. Kings Hwy, Bellmawr, NJ 08031
yankeedabber@aol.com

* **Offers discount to NMRA members.
 Must show Current Membership Card**

Membership Information

Any person who is a member of the NMRA and lives within the boundaries of the NJ Division as defined by the NMRA is also a member of the division. Non member guests are welcome to attend three of our meets, after which they will be asked to join the NMRA.

NJ Division Annual Activity Fee:
 \$10.00 (optional and includes 5 meets) or individual meets \$5 at the door.

First time guests, no charge!

National Model Railroad Association
 P.O. Box 1328 Soddy Daisy TN 37384-1328
www.nmra.org

View From The Cab

By Bill Grosse, Superintendent

The View From My Cab, and yours, is similar to a train crew sitting in a siding waiting, for something they can't see or hear to come by them. At least they might get to leave at the end of their legal number of hours on board. We however don't know when this view will end, and now includes rusty rails and weeds. Let's hope for a return to model railroading with friends quickly (and safely).

Please stay healthy, both physically and mentally. I want to see everyone of you once this current situation gets to a point where we can actually do so.

Board of Directors Elections

The election of Board members for 2020-2022 is underway. You will vote for three this year. Bill Grosse Superintendent and Joe Zebrowski Clerk are seeking re-election. Geert Marien is looking to rejoin the Board. Write ins and abstain from voting will be allowed.

Election Buddy will again be the service we use for voting and results publishing.

Voting links & forms will be sent to eligible members. Votes must be received by September 9th to be able to report results on September 12th.

There was an error on the Petition for Nomination Forms in showing the ballot return date as September 14. That would have been the correct date if our meet was September 19.

Election results will be announced, and be followed by Officer elections, at the September meet location, or through a virtual meet.

Conventions and Meets

The **MER Convention**, Carolina Special - Look South In 2020, sponsored by the Carolina Southern Division, October 15-18 in Charlotte, NC, has been postponed. This convention will be moved to October 2022. Yes, 2022, because the Chesapeake Division will be hosting October 21 - 24, 2021, and James River didn't have a location for 2022 yet.

If you would like to be a Clinician for this convention, go to -<http://carolinasouthern.org> Then find info for the Convention and Clinic Chair. You have 2 years to practice.

The **NER 2020 Convention**, Mill City 2020, in Westford MA, October 9-12, is postponed until October 8- 11, 2021. See - millcity21.org

Our next regularly scheduled meet after September is set for **November 7th, in Wilmington, DE, hosted by Philadelphia Division.**

Hope we can have group meetings by then.

We will be back at Grace Church in **Merchantville, NJ on January 9, 2021.** We will again be hosting the Philadelphia Division.

The Boxcar Challenge is planned to be at this meet.

Contests

Be sure to read Contest Chairman Jack Menaker's column for information about planning contests in the virtual world. We may be able to use this idea, suggested by Editor Fritz Plenefisch and worked on by him and Jack, in the future. It can allow us to contests

with entries to large to have at a meet. It looks to be a good plan.

Hardcopy Printed Newsletter

This won't affect many of you, but we need to raise the fees for the hardcopy newsletter. It currently costs more than is received. We will only be making 1 version of about 14-16 pages Color emailed & B&W print. The fee will be \$15 per year for current subscribers starting with the August renewal for January 2021 edition. Current print subscribers will receive this September and November at no cost as we adjust the subscription calendar to January. Print fees will be collected August thru November for the following year newsletter. No new print subscriptions will be accepted from here on, unless under Board approved special need.

Thank you for another year allowing me to be your Superintendent. It has been a strange year during the last 6 months and has required adjustments for virtual activities. But I have a great group of Board Members working with me to plan how to work in the current world situation. So I am thanking them for their hard work here, it is greatly appreciated.

I have to say thanks to Chuck Higdon for his work on the Board, and assistance provided above and beyond. Good luck in your new home Chuck.

Please note: the Post Office Box Address has been changed



If You Haven't Submitted This Form Yet, Please Complete And Send It In, Or Bring To Next Meet

2021 NJ DIVISION MEMBER INFORMATION UPDATE FORM

Please Complete and Return to the New Jersey Division

Name: _____
Address: _____
City, State, Zip: _____

Contact Information

Home / Cell Phone: _____

E-mail Address: _____

If you have a website, the address: _____

May we share your phone number with other members? ----- Y / N

May we share your e-mail address with other members? ----- Y / N

Do you want your Train Orders e-mailed? ----- Y / N

May we eliminate your hardcopy version of Train Orders? ----- Y / N
(Yes only if you will access Train Orders online or via e-mail)

Would you like to receive e-mail notices of New Jersey Division
Special Events? *At most 2 per month!* ----- Y / N

To be included in the NJDivNMRA groups.io, please submit your request
online through the groups.io page. njdivnmra@comcast.net for more info.

Modeling Information (Optional)

Do You have a layout? ----- Y / N, In which Scale(s) do you model? _____

If yes, can you be open at meets? --- Y / N If yes, best meet location? - _____

What is the name of your railroad? _____

Prototype(s) followed, if any? _____

Online / Email Newsletter Only	No Charge
Mailed hardcopy of newsletter (Optional)	\$15
Annual Activity Fee (Optional)	\$10
Total Amount Enclosed -	\$ <input type="text"/>

NMRA Member Number: _____

NMRA Expiration Date: _____

Received By NJ Div. Date (Office Use Only)

Thank You for being part of the NMRA and
the New Jersey Division

Can you help your division in any way? ---- Y / N

If so, in what way are you willing to be involved?

Make Checks Payable to:

NJ Division, NMRA

Return to: NJ Division NMRA

PO Box 276

Crosswicks, NJ 08515-0276

Model Contest News

Jack Menaker, Model Contest Chairman

In trying to think out of the box with all of us being locked down and craving a meet to show off our stuff. Fritz Plenefisch came up with the idea that since we are conducting the Meet electronically, we should also do the September contest electronically. Therefore, we have come up with the following plan.

Prior to the meet, you will be notified of a website where pictures of your entries can be downloaded. On that site will also be a link to a voting site.

- ◆ This all needs to be done prior to the Meet with the voting deadline on Friday September 11, 2020 at 12 noon. The votes will be counted, and the winner will be announced on Saturday September 12, 2020.
- ◆ The subject for the contest will be something set in or on your layout that cannot be easily removed and brought to a Meet.
- ◆ So, for this contest it will be an underpass or an overpass on your layout. Does a train go over a roadway? Does a roadway go over a train? Can you take a picture of it?
- ◆ We are **not** at this time looking for bridges or trestles. These might be for a future Meet.

The winner of this contest will be awarded a certificate of accomplishment for winning the contest and also a coupon good for the next years entertainment fee.

Your suggestions for subjects to be considered for a Virtual contest are welcome.


Please remember, we have the Boxcar Challenge in the wings. Take an old boxcar and make it into something. Just remember, you have to be able to see that it was a boxcar. We also have another 12" x 12" Diorama on the schedule for the future. Plus, some of the old standbys such as weathering on? Name it! Boxcar, Tank car, Cabin (caboose, Engine (steam or diesel), Auto or Truck, Structure? The choices are endless, It is to you members. What do you want to see? What do you excel at and want to brag about? Let us make it into a contest.

You can contact me at jackmenaker@yahoo.com and let me know what interests you. Please type "NMRA contest" in the subject line.



Jack Menaker, Contest Chairman

Here are a few of the results from the last few months when we did have a Meet.



Clinics for the September Meet

By John V. Gallagher, Director of Clinics

Greetings to all. I hope all survived the special directives to protect all from the COVID-19 virus and pandemic. We lost the opportunity to do the Works in Progress program at the cancelled March 2020 meet. I looked forward to that meet and participating in offering a clinic. Our joint meet in May with our friends of the Garden State Division took us into the world of the virtual meeting. We certainly stayed at home and practiced social distancing! I am told about 76 members participated in that meet, an impressive number.

I offered the NJ Division clinic of the joint meet. I decided to take the assignment in order to experience the presentation challenges of this format. We use the **freeconferencecall.com** format to conduct the virtual [via computer conferencing] format of the meet presentations. I had technical problems with my Verizon service and, thanks to our superintendent, Bill, we recovered and met the requirement to give the clinic. I spoke over the phone, providing the voice link of the clinic while Bill managed the PowerPoint visual part, advancing the slides. It worked!

Actually, if my dead slow Verizon service was at an appropriate speed, I would have managed the presentation myself, advancing the slides, speaking through my computer,

and had the visual via the camera in my laptop computer. Many of you have children or grand children who “went to school” virtually using a program called Zoom. It is the same process. So, with a little practice, anyone who has a computer with a microphone, speaker and camera [camera is optional but nice], can do a virtual clinic. We can practice anytime before the meet to take care of any bugs.

For the September meet clinics, Mike Prokop will discuss and illustrate “Special Track-Work,” innovative track configurations to solve unique roadbed and rail challenges. I will present two clinics, one on tooling for model railroaders, and a short clinic on presenting clinics in the virtual world. Other clinics follow.

If you haven’t watched virtual clinics, you are missing an important feature of your NMRA membership. All you need is a computer, Internet connection, and an email address that you sent to NMRA HQ to be entered in your record. Go to NMRA.com and open the website. On the home page, you can log on and set a password. Then, log in and search for videos. You will find that the NMRA and its regions had to cancel the national convention in St. Louis, MO this June and the South East Region [SER] also cancelled a convention. However, all is not

lost! Clinics and layout visits exist on the NMRA web site and also are posted on YouTube.com – search for NMRA. Search through the listings.

The list of the SER virtual convention is listed as: SERx with dates in June, 2020

The NMRA St Louis virtual convention is listed as:

Gatewayx with dates of 7/12 -18/2020

Another set of virtual clinics from NMRA is listed as:

NMRAx with dates sometime in May – June 2020

Two clinics I watched [during a bingeing session] that I recommend on the Gatewayx are:

Chris Adams – [Modeling the Valley Local](#). The New Haven branch from Hartford CT to the shore is featured.

Mike Mackey MMR – [Details Make the Difference](#)

Send me your recommendations at my email, found in the front of **TO**.

Also, I seek clinicians for the November meet that will also be in the virtual format. Please!!!



Do You Remember?


By Fritz Plenefisch

Contributors for this issue are William J. Coxey: Mighty Mite and Jim Peoples: Mantua Couplers

My Mantua Metal Products Mighty Mite switcher was given to me as a 1949 Christmas present when I was 11 years old. I recall my father bought it at the Highway Hobby Shop in Haddonfield (Kings Highway and Haddon Avenue) for about \$20.

Although I liked its appearance, it ran too fast and was noisy resulting in it being set aside by a Varney NW2 diesel switcher about 1952. The old switcher still runs, but is as noisy as ever.

Over the years I added several details including a backup light on the tender, some handrails, piping, and a whistle-safety valve cluster (between the steam dome and the cab). I also replaced the Mantua loop coupler on the tender with a Kadee knuckle coupler. Incidentally, the "JCL" on the tender stood for Jersey Coast Line, the name of my pike back in the 1950s into the mid-1960s when it was dismantled.

It appears that the "Mighty Mite" was only made for a short time and was replaced by the Mantua Shifter which had a more detailed casting and better motor. 




W. J. Coxey photos

Mantua Couplers

Mantua couplers were a long time standard for many HO Model Railroaders.

These couplers were described in Mantua's ads as an "AUTOMATIC COUPLING and AUTOMATIC UNCOUPLING" pair.

The Mantua coupler set included a beveled loop, a hook with an uncoupling post along with a mounting bracket. Later a truck mounted set (Talگو) was added to the line.

Their popularity decreased in the late 1950s with the introduction of hook-horn and the original Kadee knuckle coupler. 



F. Plenefisch photos

50th Anniversary Gondola Cars

by Mike Prokop


So, just a quick review about the cars. They are \$35 each, or a set of two for \$65. Car numbers are 1968 and 2018, which are the years that the New Jersey Division was founded and the year we celebrated our 50th anniversary. The gondola is from Tangent Models and is a superb model of a 70 Ton 52'6" Riveted Drop End Gondola. The placement of the brake wheel on the side is an identifying feature of a drop end Gondola.

They're ready to run out of the box and come with Kadee couplers.

We acquired 216 units with equal amounts of the two car numbers. Between pre-orders and sales, almost half are sold out so don't wait too long to get yours. See me at the division bookstore during the meet to buy some cars. Cash or your check will consummate the deal and you'll be hauling stuff around your layout in no time!

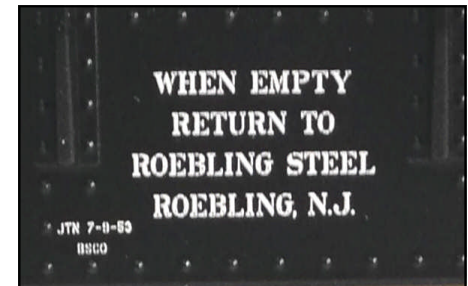
These are not only excellent looking and beautifully running cars, but, for a car obviously not decorated for a prototypical railroad, they do have the look of an authentic gondola that you might see in any train consist from the 1930's to the 1980's.

To order by mail see the Order Sheet on page 9. USPS Priority Mail postage is: \$9 for one car and \$10.75 for two cars.



The Reporting Marks "NJD" for this car identify the owner as the New Jersey Division and the "X" designates a Private or Non-railroad owner.

This Stencil indicates the Gondola is in Assigned Service to Roebing Steel. It must be returned to Roebing after its load has been delivered.



New Jersey Division 50th Anniversary Gondola

**Tangent Scale Models Bethlehem 70 Ton
Riveted Drop-End Gondola in HO Scale
The cars are In Stock and Ready to Run
They have been produced with two numbers
to Commemorate our 50th anniversary
1968 & 2018**

**The car body is black with white lettering
and data conforming to the 1950s**

**The cost is \$35.00 one car or
a set of both numbers for \$65.00**

**A check made payable to the NJ Division
must be included with your order**

Name_____

Address_____

City, State and Zip code_____

Telephone_____ Email_____

See Tangent website for more info support@tangentscalemodels.com

Return this form to N.J. Division NMRA, PO Box 276, Crosswicks, NJ 08515-0276

What I've Done on My Railroad This Year

By Joe Zebrowski



Some of you know that I'm building a model railroad – have been for seven and a half years. This year, because of the stay at home restrictions we all have been subject to, I've been advancing my construction, mainly scenery related stuff. I just thought I'd share with my fellow NJ Division modelers the progress I've made in 2020..

As background information, my railroad is the Delaware & Allegheny, a fictional class one trunk line whose main route runs from the New York City area to Pittsburgh, PA, with a secondary line that leaves the main route at State College, Pa and extends to Dubois and points beyond.

The portion of the D&A that I'm modeling is part of that secondary line – the Dubois Subdivision, specifically the segment between Philipsburg and Clearfield, PA. The year is 1969. Freight traffic will consist of thru freights, locals, coal trains and a few mine shifters, as well as yard operations in Clearfield and industrial switching at Philipsburg.

Passenger service will consist of a daily New York to Dubois train and a mail and express local from State College to Dubois.

Towns to be modeled along the way are West Decatur, Wallaceton and Woodland. You can follow the railroad's route on a Pennsylvania road map, since these are all actual town and village names.

The accompanying photos feature the area around Woodland and eastward, this is the part of the layout that I've been working on since December 2019. The line climbs a grade from Clearfield to Wallaceton (a village not yet built) with level running from there to Philipsburg. There is a five track staging loop just west of Clearfield and one just east of Philipsburg. These loops are stacked, Philipsburg being the upper one.

The first three photos show Woodland, with its station, interlocking tower, team track, scrap yard and oil dealer. I consider this village to be complete.

The last four pictures are of the line climbing to a tunnel somewhat east of Woodland. I still have a lot of trees and bushes to plant around the tunnel and along the front edge of the layout there, as well as putting a hill on top of the tunnel.

I hope you enjoyed seeing some of what I've accomplished this year. Feel free to contact me if you have any questions or comments, my contact information is on page 2 of the newsletter listing the board of directors (I am the Clerk/Secretary for the NJ Division).



All photos Joe Zebrowski



FEET ON THE STREET

By Mike Prokop

Is your railroad suffering from decreased passenger revenues? Has ridership dropped threatening any chance of profitability? Are you facing potential abandonment of passenger service on your railroad? It's not the automobile that's responsible for your problem. You built a train layout, not a road or interstate layout! There probably isn't much vehicle traffic sucking up your ridership numbers. Possibly, the problem is your low population. Model figures in any scale don't function like the full-size humans they represent, and guaranteed, won't increase their numbers if left alone! Unless you act soon, you'll be eliminating passenger service

for good on your railroad. Sure, some of you may like or desire that, but, you still need people to run and maintain your trains, and personnel to work at your industries, and folks to shop at your stores. Maybe you should act now or it may become too late. Your next open house could be closer then you think, and you may want to display a healthy population.

Over the past few months with not much to do (you know why), I've been busy on my railroad, the New Jersey and Western, (NJ&W) addressing this problem head on. Or should I say not only the head but the whole figure! I was lucky to find hundreds of people (figures) cheap enough and willing to become

good citizens on my railroad. They ride on the passenger trains, work the local industries and happily roam the streets. Just a note, the more expensive people are also fine too for your layout and look real good, but can strain your financial resources and hurt revenues eliminating the purchase of possibly a new locomotive!


But things in general are looking up and good times are coming back, including having fun model railroading! Here's a couple photos at the town of Point Bay on the NJ&W of my "happy" population enjoying their "feet on the street!"



NJ&W train# 1110 the "Bays Local" is pulling into Point Bay station right on time. After unloading their passengers, the crew will quickly ready the RDC to return to Raritan Bay as train# 1111 westbound. They will have a full train on the run to RB thanks to the recent population explosion along the NJ&W.

Point Bay's main street is very busy today. Many happy pedestrians are shopping, kibitzing and strolling around.


Mike Prokop photos



What I did during covid-19 lockdown and stay at home crisis

Pere Marquette NW2 - David Albertson

I started with a Kato N scale NW2 (lettered for Northern Pacific (*Left photo*)). I could not paint and letter to a true 100% Pere Marquette (PM) scheme as the full decal set is no longer available. PM units were blue, but as they aged they took on a black hue. The Kato NW represents an EMD Phase 1 NW2, operated by the PM.



To closely represent the PM NW2 I chose to clean up the shell striping and add the appropriate lettering. A soft gum eraser and mico sol decal set was used to remove lettering and full length striping on the front of the hood. The stripes were staggered as per PM lettering. Micro scale Decals were added to the hood, numbers added to the cab back, sides and front hood. A Pere Marquette cab logo (purple decal cab side) was downloaded from the internet to make a decal. A TCS K3D3 decoder was installed, it retains the cab interior and operating rear light.



Completing an Problem Kit - Fritz Plenefisch

I purchased this kit several years ago because of its unique Reading Speed Lettering paint scheme and the 8 foot door with a orange panel at the top with "DF" marking.


Assembling this kit presented many problems. One of the most obvious was the oversized stirrup steps that I replaced with A-Line steps. Parts such as tack boards were missing, found those in my spare parts drawer. Another issue was the door opening and the door itself being the same size, tough to fasten doors in place. Discouraged I set it aside, I would look at it now and then, just did not have any ambition to work on it, put back in the box, this occurred quite a few times.

During this coronavirus period I decided it was time to fix or toss it. After all this time other problems developed, the roof walk broke, guess the plastic passed its lifespan which made it brittle. Back to the spare parts drawer for a new roof walk, now I had to try and match the paint, not an easy task! Added uncoupling levers to the car. Attached plastic strips inside the door opening and filled the gap even with the outside of the car, I now had a place to attach the doors. It is a good looking car and am glad I finally finished it.



Restoration of old Tower and construction of Coal Conveyor - John Gallagher


Tower SM, a 1940's O scale Skyline cardboard kit was originally built by mother, a skilled modeler. The tower lasted through the years and its weathered look was due to wear and tear of two sons on their Lionel layout. I restored the kit during the pandemic, reinforcing the structure, rebuilding the stairs, handrails and platform, painting, and adding details. The roof will receive new shingles, rafter ends, and gutters. . I also constructed this O scale conveyor from a craftsman kit during the pandemic. The wheels are laser cut wood. The conveyor is resin, cast metal and plastic



Industrial Building ,Town Scene
Bob Hans


The left picture is a South River Models Whitinsville Mill kit. The front and back of the kit were butted together to double the size of the mill.

This was an open grid area of the layout. The mill has been installed near the backdrop. The lockdown provided time to build (SRM) Tucker Mill and Church. Scenery has reached the point where the stream is about to be poured.



Working On The Railroad - Bob Price

During the lockdown, I have been working on the upper deck of my Burlington Northern layout. The major tasks were painting the backdrop, basic terrain / stone work and planting trees. Lots of trees. The wall opening will eventually be filled with fabric that matches the blue paint of the backdrop. I am waiting on the fabric store to reopen.



Santa Fe Covered Hopper - Mike McNamara

I have been taking advantage of extra time the past few months getting to projects that have been on the back burner for quite some time. One in particular I was glad to finish.

The late Sam Natal pulled out a painted but unfinished Ramax 2 bay covered hopper from the 1980s. It was his favorite prototype's mineral red paint, with Kadec trucks, gloss coated and ready for decals. He said the car was too modern for his early 1950s layout and asked if I wanted it to finish and use on my future layout.

A couple of years ago I came across some Microscale ATSF covered hopper decals. Remembering the car Sam gave me, I picked them up. With extra time the past months, I went through all the stored items I have, and found the car. I thought I had the decals, and when I checked the decal box, sure enough there they were. Not wanting this to sit any longer I got to work.

As the car was fully assembled and painted, I figured I would use the set diagrams and decal it as the Santa Fe did on their covered hoppers. I like to follow the prototype, but allow leeway on my model railroad. I really wanted to get this car done!

I gave it a flat finish, then some light weathering with pan pastels. Couplers were added and it was ready for an official builders photo before going onto the layout.



Layout open for viewing this meet

John Tomchick wants to open his Outdoor Garden Railroad for us.

The outdoor RR is G gauge, mostly 29 Scale.

It will be open 1 pm to 5 pm, address and directions will be given at the virtual meet.

Visitor Information below.

Remember to have a mask, they will not be provided, Be prepared, take care of your needs before arriving and make all efforts to avoid asking to enter John's house for a restroom.

Follow current social guidelines and rules of our host.





ACHIEVEMENT PROGRAM GOLDEN SPIKE AWARD APPLICATION FORM

PLEASE COMPLETE THIS APPLICATION FORM AND SEND TO YOUR REGIONAL OR DIVISIONAL AP CHAIR

Member's Name _____ NMRA#: _____ EXP: _____

Address: _____ City: _____

State/Prov: _____ Country: _____ Postal Code: _____

Date Submitted: _____ Region: _____

The Golden Spike Award will be awarded to any NMRA member who has completed the Qualifications Checklist, obtained the necessary signatures and who does not hold MMR status. It will be administered by the regional and divisional AP Chairs. AP regulations and definitions apply for scratchbuilding and superdetailing. To qualify for the award the member must complete the following checklist, obtain the signature of the divisional AP Chair or another NMRA member designated by the divisional Chair. The divisional Chair will submit the signed form to the regional AP Chair who will issue the Golden Spike Award certificate.

QUALIFICATIONS CHECKLIST:

1. Rolling Stock (Motive Power & Cars):

Display six units of rolling stock either scratchbuilt, craftsman kits or super-detailed commercial kits.

2. Model Railroad Setting (Structures & Scenery)

- Construct a minimum of eight square feet of layout including scenery.
 Construct five structures either scratchbuilt, craftsman kits or superdetailed commercial kits. If a module has less than five structures, additional structures separate from the scene may be presented.

3. Engineering (Civil & Electrical)

- Three types of trackage required (e.g. turnout, crossing, crossover, etc.). All must be properly ballasted and installed on proper roadbed. Commercial trackage may be used.
 All installed trackage must be properly wired so that two trains can be operated simultaneously (e.g. double track main, single track main with sidings, and block or command control).
 Provide one additional electrical feature such as power operated turnouts, signaling, turnout indication, lighted buildings, etc.

Witness: _____ Name: _____ NMRA #: _____

Regional AP Chair: _____ Region: _____

